

# Ranches



CARDINAL HOMES®

# Ranches

Tupelo-392 sq. ft. ranch-p3  
Conway-476 sq. ft. ranch-p4  
Ridgewood-504 sq. ft. ranch-p5  
Ridgewood II-532 sq. ft. ranch-p6  
Brantley-608 sq. ft. ranch-p7  
Biscayne-672 sq. ft. ranch-p8  
Yosemite-728 sq. ft. ranch-p9  
Denali-728 sq. ft. ranch-p10  
Warren-840 sq. ft. ranch-p11  
Greensville-840 sq. ft. ranch-p12  
Danbury-840 sq. ft. ranch-p13  
Haywood-840 sq. ft. ranch-p14  
Lanier-840 sq. ft. ranch-p15  
Whitney-840 sq. ft. ranch-p16  
Whitney II-952 sq ft ranch-p17  
Tipton-960 sq. ft. ranch-p18

Camden-1148 sq. ft ranch-p19  
Evelyn-1232 sq. ft. ranch-p20  
Evelyn II-1288 sq. ft. ranch-p21  
Avery-1288 sq ft ranch-p22  
Chatham-1288 sq ft ranch-p23  
Kylie-1288 sq. ft. ranch-p24  
Covington-1344 sq ft ranch-p25  
Taylor-1344 sq ft ranch-p26  
Kylie II-1372 sq. ft. ranch-p27  
Bailey-1400 sq. ft. ranch-p28  
Hamilton-1400 sq ft ranch-p29  
Lancaster-1428 sq ft ranch-p30  
Riley-1456 sq. ft. ranch-p31  
Allston II-1456 sq ft ranch-p32  
Caryton II-1484 sq ft ranch-p33  
Bailey II-1540 sq. ft. ranch-p34  
Brooklyn-1568 sq. ft. ranch-p35  
Finley-1568 sq. ft. ranch-p36  
Baldwin II-1568 sq ft ranch-p37  
Walton-1568 sq ft ranch-p38  
Walton II-1568 sq ft ranch-p39  
Kayleigh-1568 sq ft ranch-p40  
Parkersburg-1568 sq ft ranch-p41  
Courtland II-1568 sq ft ranch-p42  
Candler-1624 sq ft ranch-p43  
Laurelwood II-1652 sq ft ranch-p44

Emery-1680 sq. ft. ranch-p45  
Hannah-1680 sq. ft. ranch-p46  
Sydney II-1680 sq ft ranch-p47  
Charleston-1722 sq ft ranch-p48  
Addison-1736 sq. ft. ranch-p49  
Landon II-1736 sq ft ranch-p50  
Hastings II-1754 sq ft ranch-p51  
Mannington-1761 sq ft ranch-p52  
Pinewood-1764 sq ft ranch-p53  
Hartwell-1764 sq ft ranch-p54  
Wentworth-1764 sq ft ranch-p55  
Wentworth II-1764 sq ft ranch-p56  
Charleston II-1778 sq ft ranch-p57  
Southampton-1778 sq ft ranch-p58  
Randolph II-1792 sq ft ranch-p59  
Burke-1792 sq ft ranch-p60  
Adeline-1792 sq. ft. ranch-p61  
Kayland II-1820 sq ft ranch-p62  
Maitland II-1821 sq ft ranch-p63  
Sherwood II-1848 sq ft ranch-p64  
Fairmont-1873 sq ft ranch-p65  
Carlton II-1885 sq ft ranch-p66  
Boydton II-1892 sq ft ranch-p67  
Dorchester-1892 sq ft ranch-p68  
Braxton-1904 sq ft ranch-p69  
Mooresville-1904 sq ft ranch-p70  
Haverton II-1974 sq ft ranch-p71  
Oriole II-2005 sq ft ranch-p72  
Huntington II-2072 sq ft ranch-p73  
Sawyer-2100 sq ft ranch-p74  
Arcadia II-2156 sq ft ranch-p75  
Cameron II-2156 sq ft ranch-p76  
Pennington II-2184 sq ft ranch-p77  
Barrow-2212 sq ft ranch-p78  
Prescott II-2240 sq ft ranch-p79  
Hazelton II-2240 sq ft ranch-p80  
Johnston II-2307 sq ft ranch-p81  
Bakersville II-2311 sq ft ranch-p82  
Bakersville-2334 sq ft ranch-p83  
Johnston-2338 sq ft ranch-p84  
Richwood-2460 sq ft ranch-p85  
Brighton II-2464 sq ft ranch-p86  
Oxford-3542 sq ft ranch-p87





**CARDINAL HOMES®**

## *Tiny Living Collection*

### TUPELO

**392 SQ. FT.  
28'-0" X 14'-0"**



Optional decorative exterior features that are shown on renderings are not included in default pricing. Always refer to sales order for exact specifications and options.



**Cardinal Homes®**

Kituwah Manufacturing, LLC  
d/b/a Cardinal Homes®  
525 Barnesville Highway  
Wylliesburg, VA 23976  
(434) 735-8111  
[www.cardinalhomes.com](http://www.cardinalhomes.com)

© 2017. Cardinal Homes®  
All Rights Reserved.

For more detailed information including dimensions refer to working drawings.

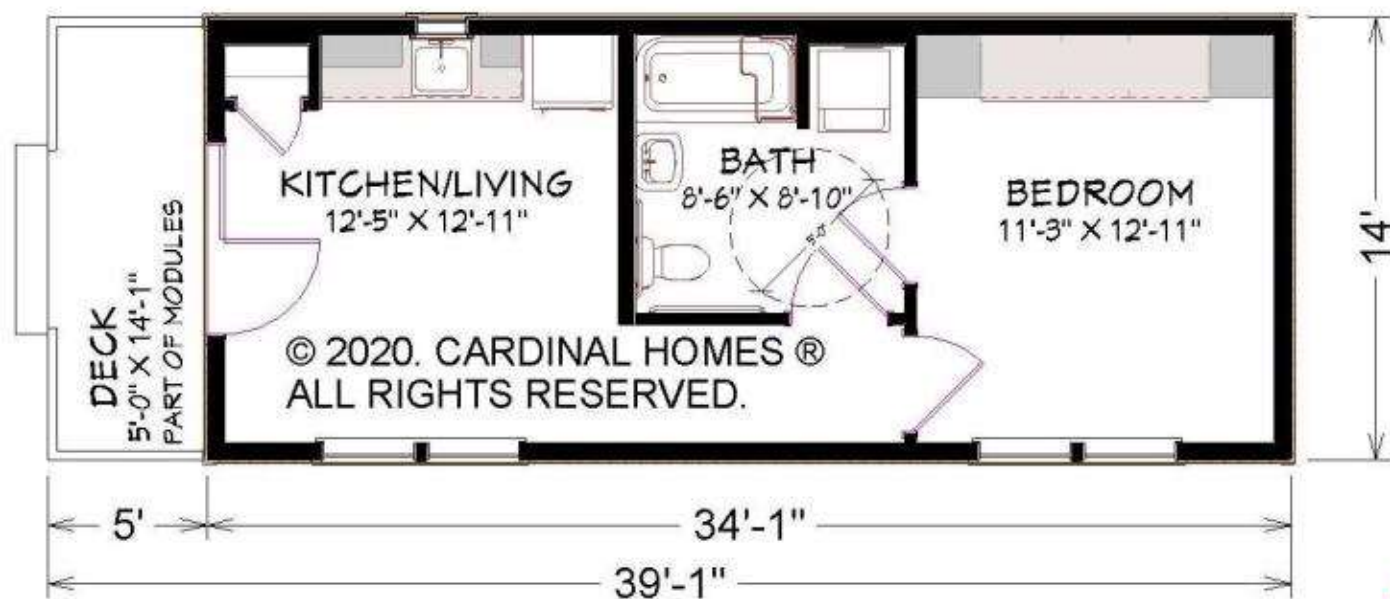




**CARDINAL HOMES®**

## *Tiny Living Collection* **CONWAY**

**476 Sq. Ft.**  
**34'-0" x 14'-0"**



**Cardinal Homes®**

Kituwah Manufacturing, LLC  
d/b/a Cardinal Homes®  
525 Barnesville Highway  
Wylliesburg, VA 23976  
(434) 735-8111  
[www.cardinalhomes.com](http://www.cardinalhomes.com)

Optional decorative exterior features that are shown on renderings are not included in default pricing. Always refer to sales order for exact specifications and options.

© 2020. Cardinal Homes®  
All Rights Reserved.

For more detailed information including dimensions refer to working drawings.



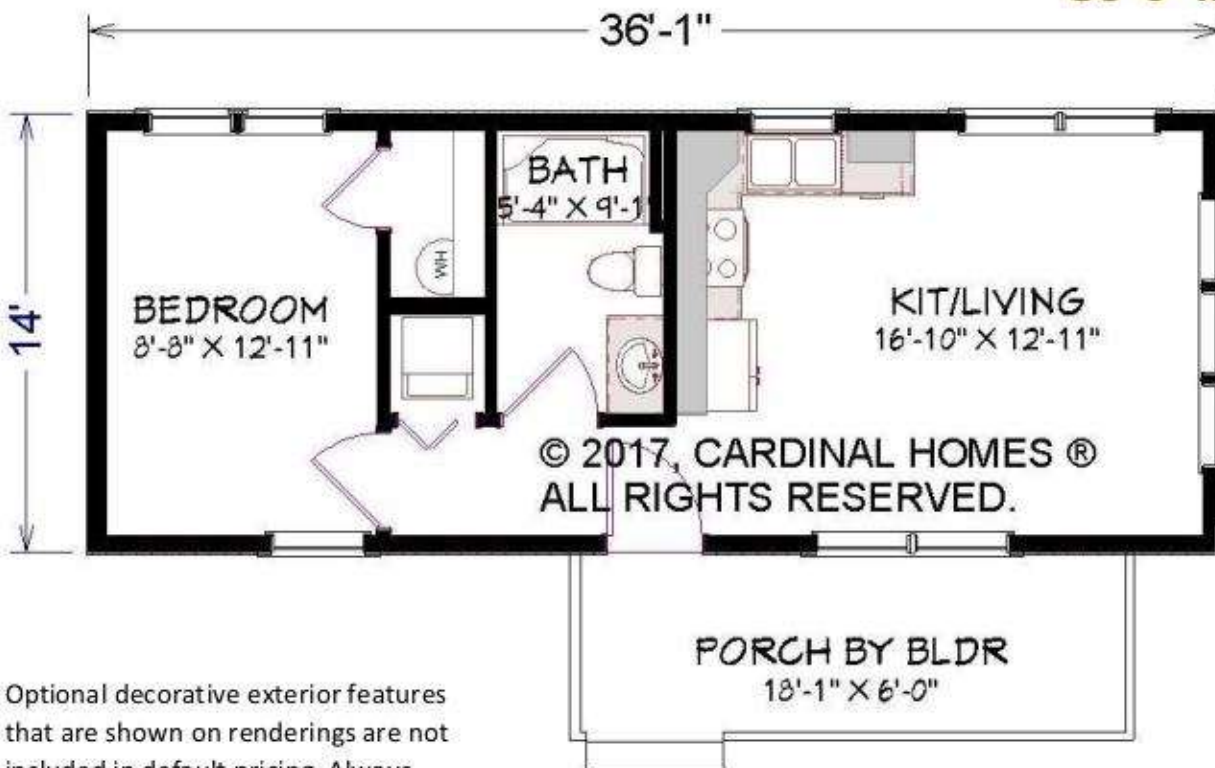


**CARDINAL HOMES®**

*Tiny Living Collection*

**RIDGEWOOD**

**504 SQ. FT.  
36'-0" X 14'-0"**



**Cardinal Homes®**

Kituwah Manufacturing, LLC  
d/b/a Cardinal Homes®  
525 Barnesville Highway  
Wylliesburg, VA 23976  
(434)735-8111  
[www.cardinalhomes.com](http://www.cardinalhomes.com)

Optional decorative exterior features that are shown on renderings are not included in default pricing. Always refer to sales order for exact specifications and options.

© 2017. Cardinal Homes®  
All Rights Reserved.

For more detailed information including dimensions refer to working drawings.





CARDINAL HOMES®

## *Tiny Living Collection*

### RIDGEWOOD II

532 SQ. FT.  
38'-0" X 14'-0"



**Cardinal Homes®**

Kituwah Manufacturing, LLC  
d/b/a Cardinal Homes®  
525 Barnesville Highway  
Wylliesburg, VA 23976  
(434) 735-8111  
[www.cardinalhomes.com](http://www.cardinalhomes.com)

Optional decorative exterior features that are shown on renderings are not included in default pricing. Always refer to sales order for exact specifications and options.

© 2019. Cardinal Homes®  
All Rights Reserved.

For more detailed information including dimensions refer to working drawings.





**CARDINAL HOMES®**

## *Tiny Living Collection* **BRANTLEY**

**599 Sq. Ft.  
38'-0" x 15'-9"**



**Cardinal Homes®**

Kituwah Manufacturing, LLC  
d/b/a Cardinal Homes®  
525 Barnesville Highway  
Wylliesburg, VA 23976  
(434)735-8111  
[www.cardinalhomes.com](http://www.cardinalhomes.com)

Optional decorative exterior features that are shown on renderings are not included in default pricing. Always refer to sales order for exact specifications and options.

© 2017. Cardinal Homes®  
All Rights Reserved.

For more detailed information including dimensions refer to working drawings.



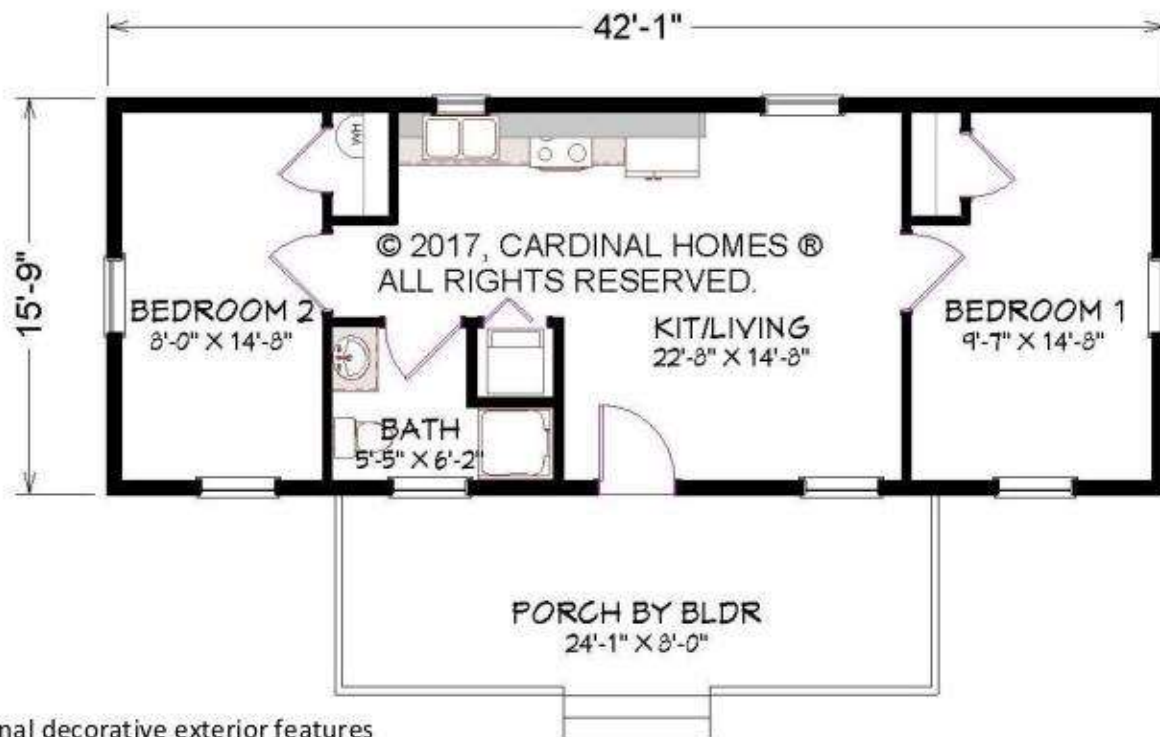


**CARDINAL HOMES®**

## *Tiny Living Collection*

### BISCAYNE

662 SQ. FT.  
42'-0" X 15'-9"



**Cardinal Homes®**

Kituwah Manufacturing, LLC  
d/b/a Cardinal Homes®  
525 Barnesville Highway  
Wylliesburg, VA 23976  
(434) 735-8111  
[www.cardinalhomes.com](http://www.cardinalhomes.com)

Optional decorative exterior features that are shown on renderings are not included in default pricing. Always refer to sales order for exact specifications and options.

© 2017. Cardinal Homes®  
All Rights Reserved.

For more detailed information including dimensions refer to working drawings.





ELEVATION A



ELEVATION B



CARDINAL HOMES®

## Tiny Living Collection

### YOSEMITE

728 SQ. FT.

28'-0" X 28'-0"

Optional decorative exterior features that are shown on renderings are not included in default pricing. Always refer to sales order for exact specifications and options.



Floor plan matches  
Elevation B rendering.



**Cardinal Homes®**

Kituwah Manufacturing, LLC  
d/b/a Cardinal Homes®  
525 Barnesville Highway  
Wylliesburg, VA 23976  
(434) 735-8111  
[www.cardinalhomes.com](http://www.cardinalhomes.com)

© 2017. Cardinal Homes®  
All Rights Reserved.

For more detailed information including dimensions refer to working drawings.



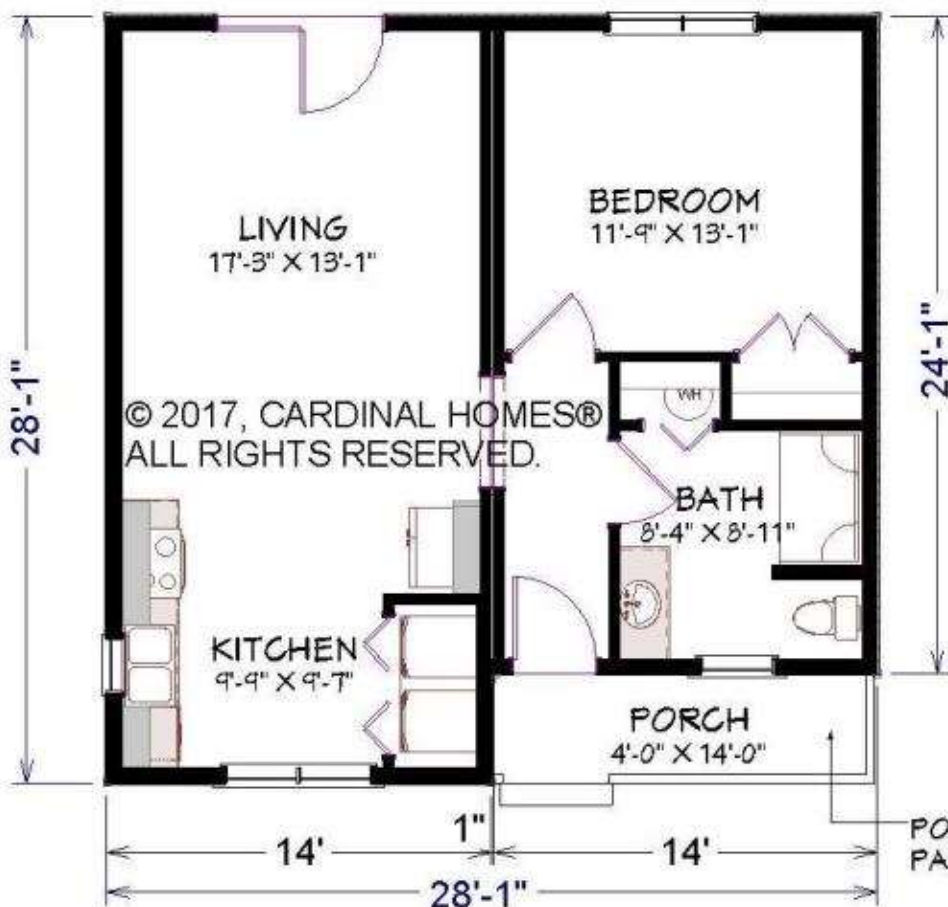


**CARDINAL HOMES®**

## *Tiny Living Collection*

### **DENALI**

**728 SQ. FT.  
28'-0" X 28'-0"**



Optional decorative exterior features that are shown on renderings are not included in default pricing. Always refer to sales order for exact specifications and options.



**Cardinal Homes®**

Kituwah Manufacturing, LLC  
d/b/a Cardinal Homes®  
525 Barnesville Highway  
Wylliesburg, VA 23976  
(434)735-8111  
[www.cardinalhomes.com](http://www.cardinalhomes.com)

© 2017. Cardinal Homes®  
All Rights Reserved.

For more detailed information including dimensions refer to working drawings.





**CARDINAL HOMES®**

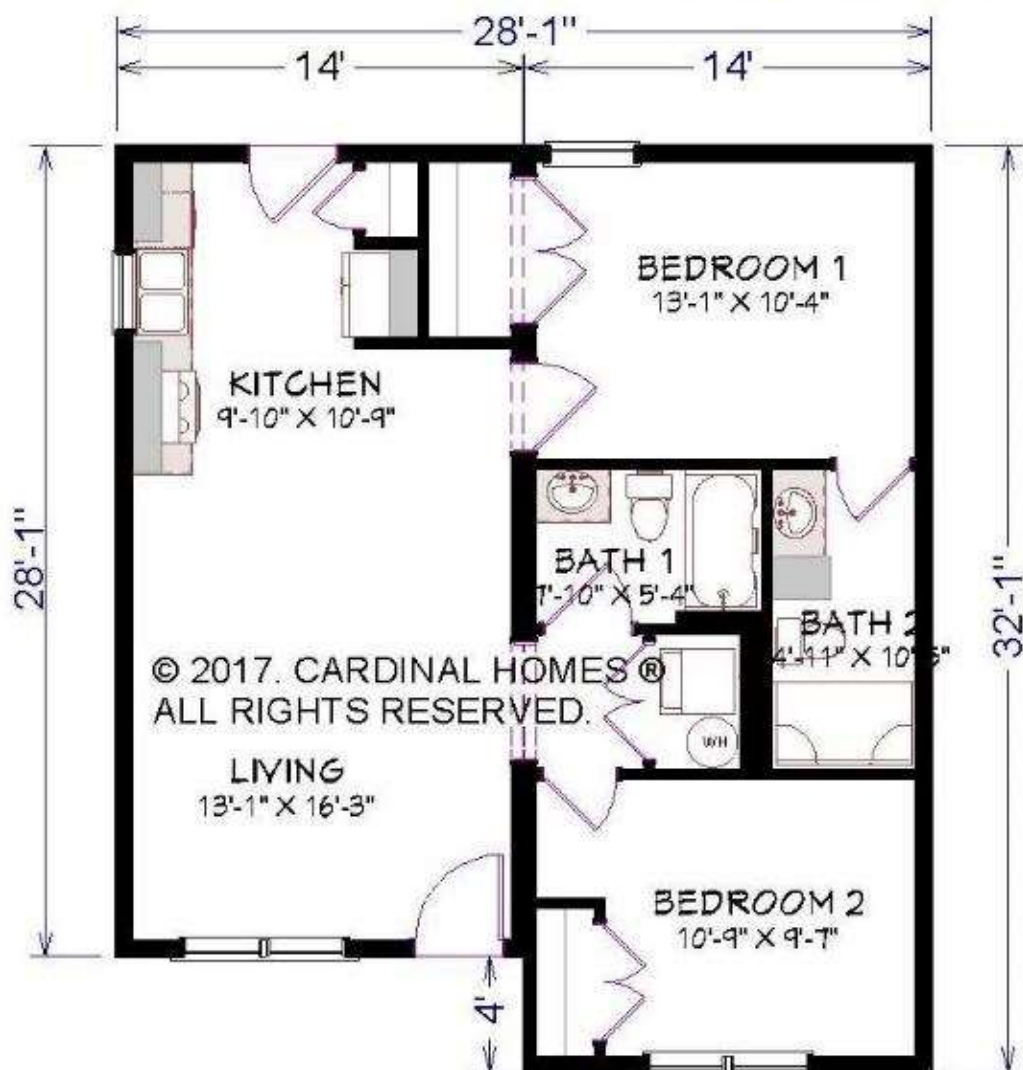
## *Tiny Living Collection*

### **WARREN**

**840 SQ. FT.**

**28'-0" x 32'-0"**

Optional decorative exterior features that are shown on renderings are not included in default pricing. Always refer to sales order for exact specifications and options.



**Cardinal Homes®**

Kituwah Manufacturing, LLC  
d/b/a Cardinal Homes®  
525 Barnesville Highway  
Wylliesburg, VA 23976  
(434) 735-8111  
[www.cardinalhomes.com](http://www.cardinalhomes.com)

© 2017. Cardinal Homes®  
All Rights Reserved.

For more detailed information including dimensions refer to working drawings.





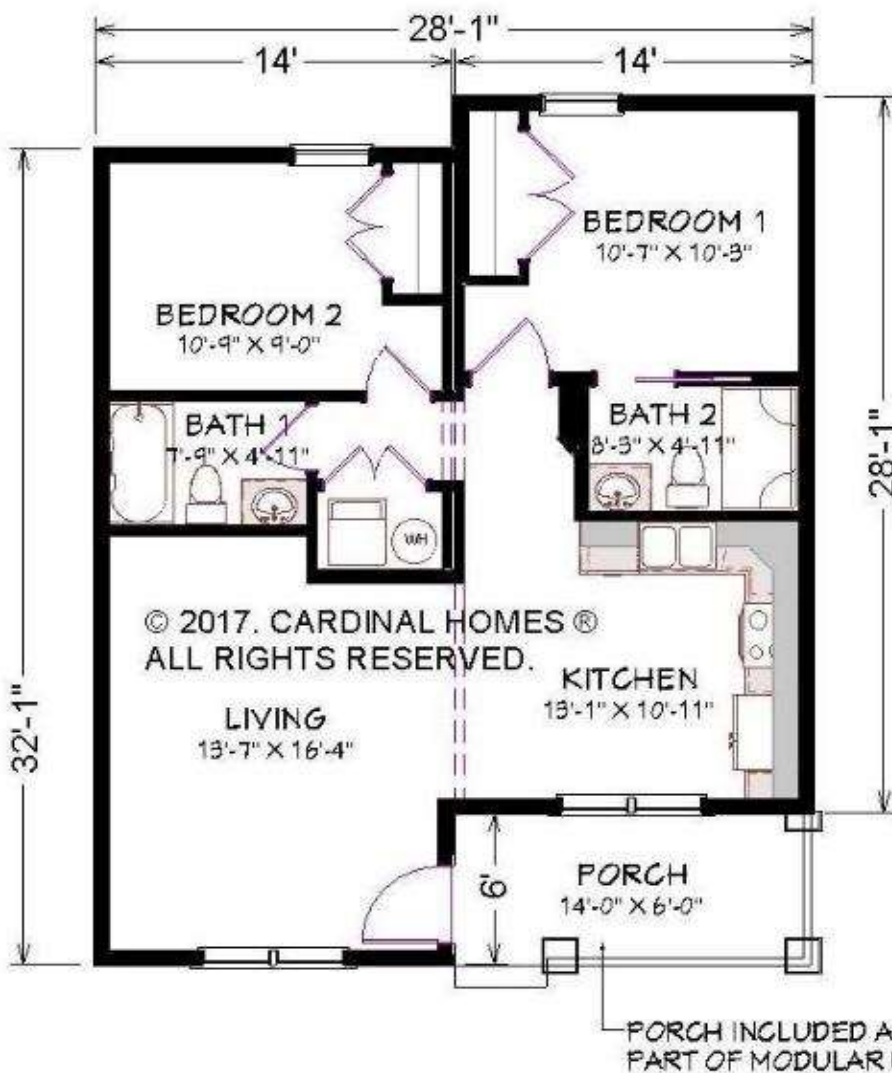
**CARDINAL HOMES®**

## *Tiny Living Collection*

### GREENSVILLE

**840 SQ. FT.**  
**28'-0" x 34'-0"**

Optional decorative exterior features that are shown on renderings are not included in default pricing. Always refer to sales order for exact specifications and options.



**Cardinal Homes®**

Kituwah Manufacturing, LLC  
d/b/a Cardinal Homes®  
525 Barnesville Highway  
Wylliesburg, VA 23976  
(434)735-8111  
[www.cardinalhomes.com](http://www.cardinalhomes.com)

© 2017. Cardinal Homes®  
All Rights Reserved.

For more detailed information including dimensions refer to working drawings.





**CARDINAL HOMES®**

## *Tiny Living Collection* **DANBURY**

**840 Sq. Ft.**  
**28'-0" x 32'-0"**

Optional decorative exterior features that are shown on renderings are not included in default pricing. Always refer to sales order for exact specifications and options.



**Cardinal Homes®**

Kituwah Manufacturing, LLC  
d/b/a Cardinal Homes®  
525 Barnesville Highway  
Wylliesburg, VA 23976  
(434)735-8111  
[www.cardinalhomes.com](http://www.cardinalhomes.com)

© 2017, Cardinal Homes®  
All Rights Reserved.

For more detailed information including dimensions refer to working drawings.





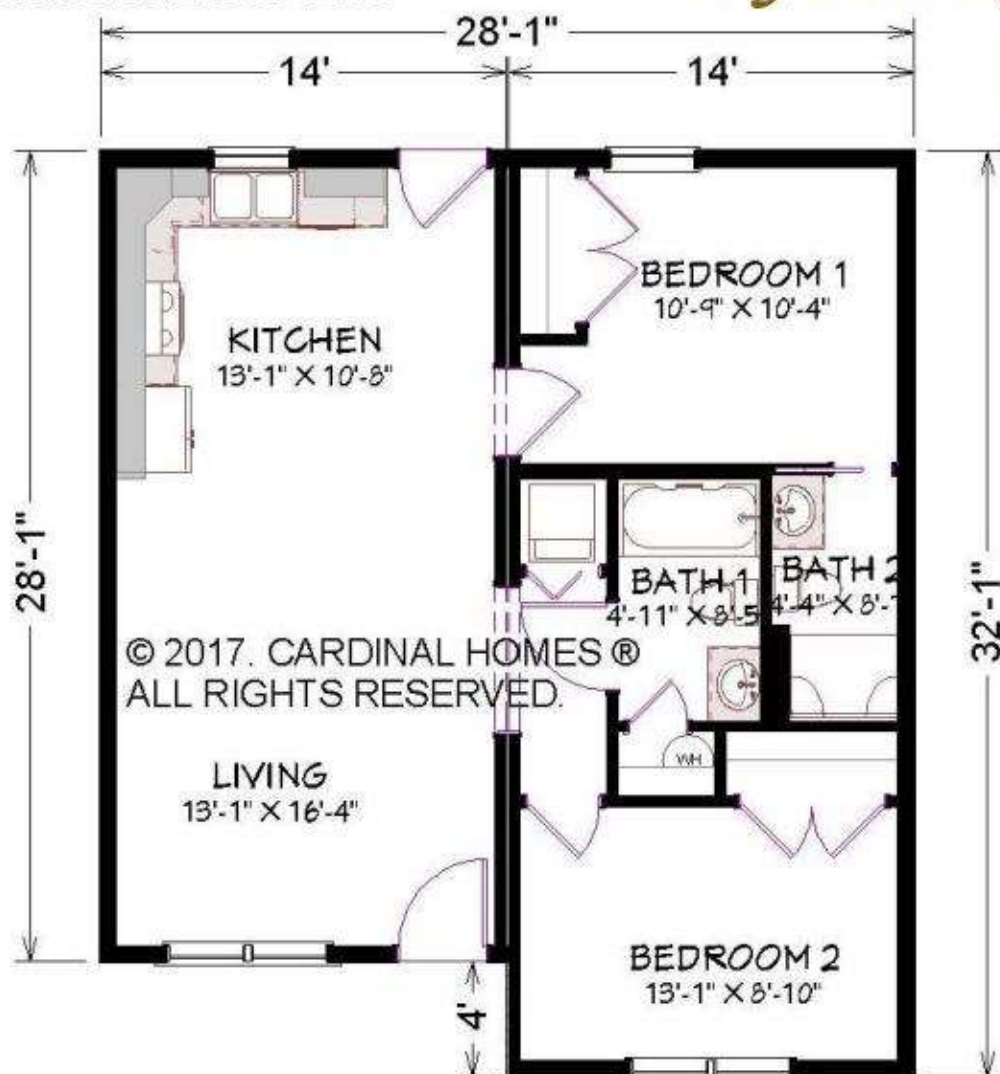
CARDINAL HOMES®

## *Tiny Living Collection*

### HAYWOOD

**840 Sq. Ft.**  
**28'-0" x 32'-0"**

Optional decorative exterior features that are shown on renderings are not included in default pricing. Always refer to sales order for exact specifications and options.



**Cardinal Homes®**

Kituwah Manufacturing, LLC  
d/b/a Cardinal Homes®  
525 Barnesville Highway  
Wylliesburg, VA 23976  
(434)735-8111  
[www.cardinalhomes.com](http://www.cardinalhomes.com)





**CARDINAL HOMES®**

## *Tiny Living Collection*

### LANIER

**840 Sq. Ft.**

**30'-0" x 28'-0"**

Optional decorative exterior features that are shown on renderings are not included in default pricing. Always refer to sales order for exact specifications and options.



**Cardinal Homes®**

Kituwah Manufacturing, LLC  
d/b/a Cardinal Homes®  
525 Barnesville Highway  
Wylliesburg, VA 23976  
(434)735-8111  
[www.cardinalhomes.com](http://www.cardinalhomes.com)

© 2017. Cardinal Homes®  
All Rights Reserved.

For more detailed information including dimensions refer to working drawings.





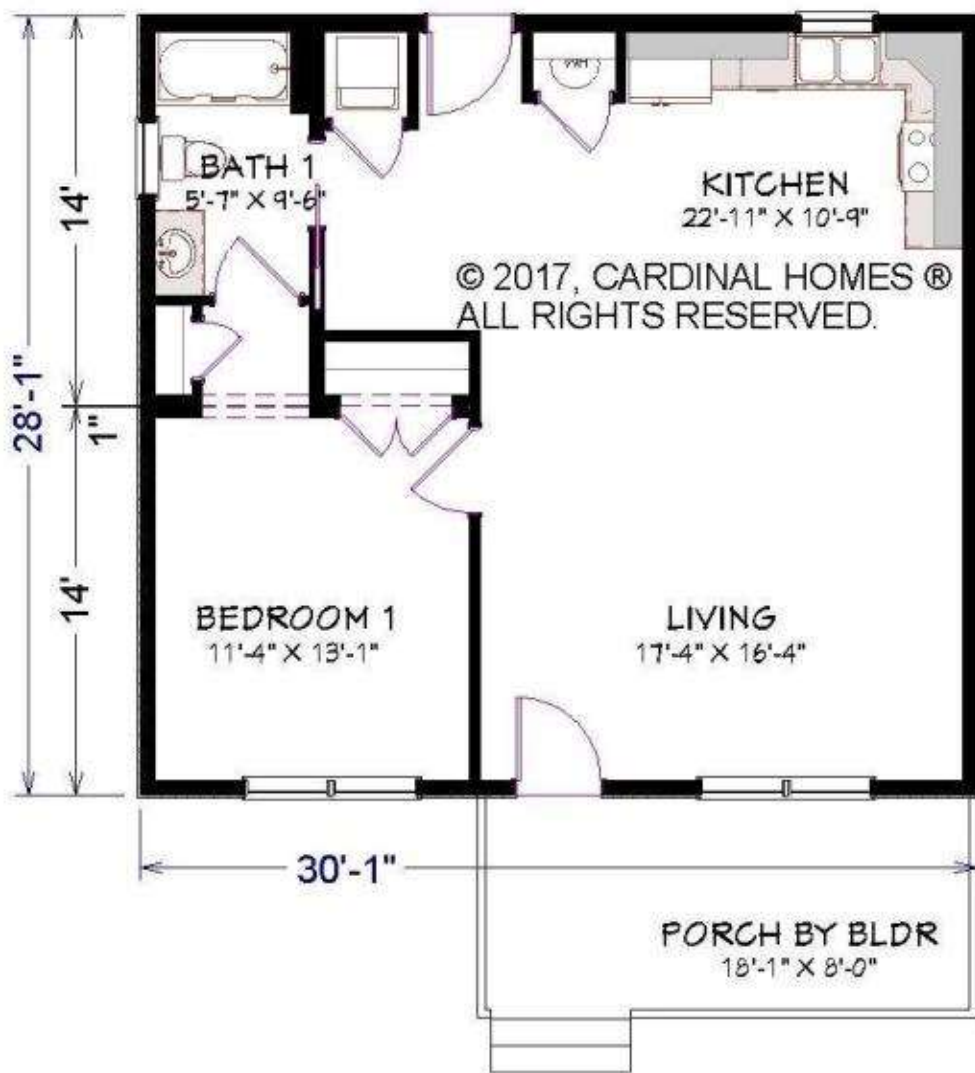
**CARDINAL HOMES®**

## *Tiny Living Collection*

### WHITNEY

**840 Sq. Ft.  
30'-0" x 28'-0"**

Optional decorative exterior features that are shown on renderings are not included in default pricing. Always refer to sales order for exact specifications and options.



**Cardinal Homes®**

Kituwah Manufacturing, LLC  
d/b/a Cardinal Homes®  
525 Barnesville Highway  
Wylliesburg, VA 23976  
(434)735-8111  
[www.cardinalhomes.com](http://www.cardinalhomes.com)





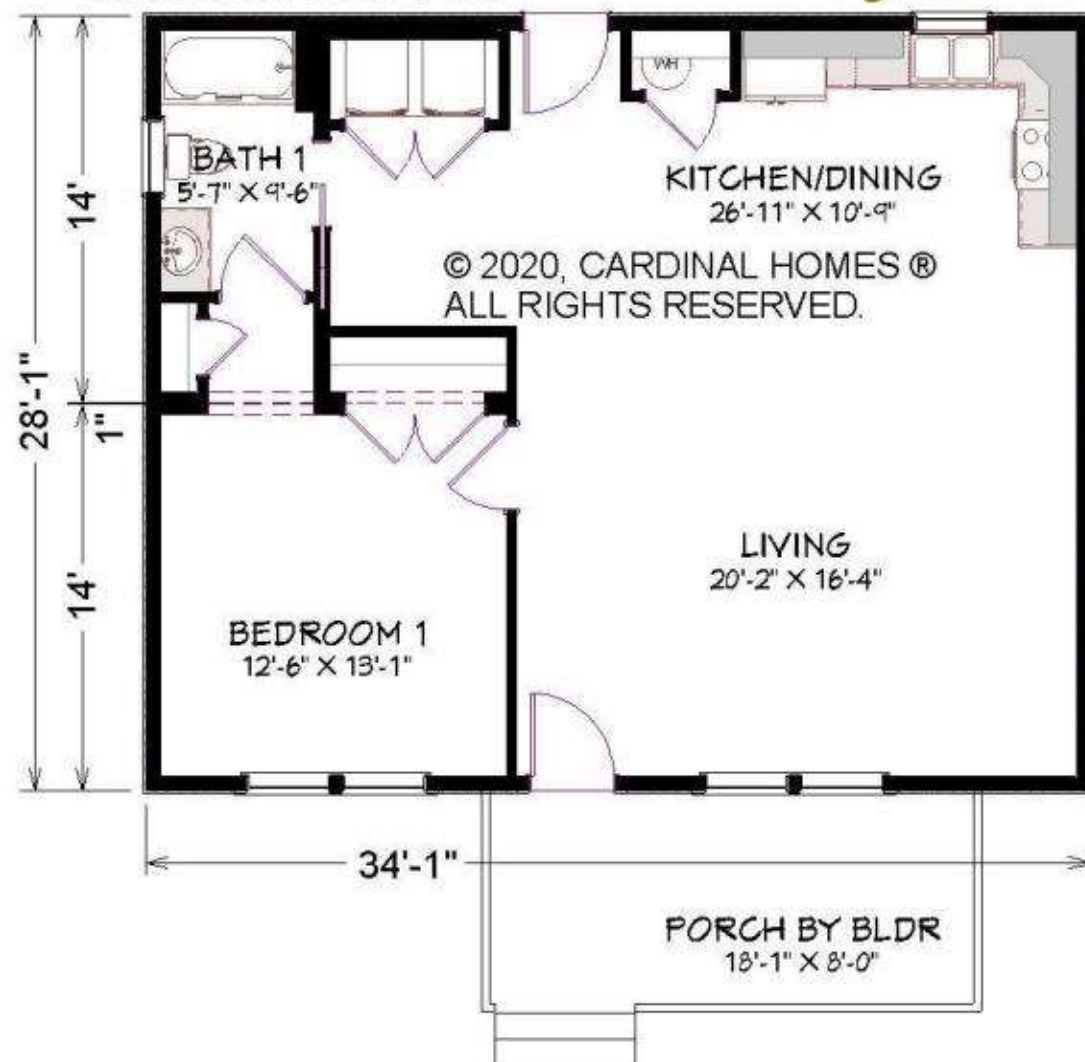
**CARDINAL HOMES®**

## *Tiny Living Collection*

### WHITNEY II

**952 Sq. Ft.**  
**34'-0" x 28'-0"**

Optional decorative exterior features that are shown on renderings are not included in default pricing. Always refer to sales order for exact specifications and options.



**Cardinal Homes®**

Kituwah Manufacturing, LLC  
d/b/a Cardinal Homes®  
525 Barnesville Highway  
Wylliesburg, VA 23976  
(434)735-8111  
[www.cardinalhomes.com](http://www.cardinalhomes.com)

© 2020. Cardinal Homes®  
All Rights Reserved.

For more detailed information including dimensions refer to working drawings.





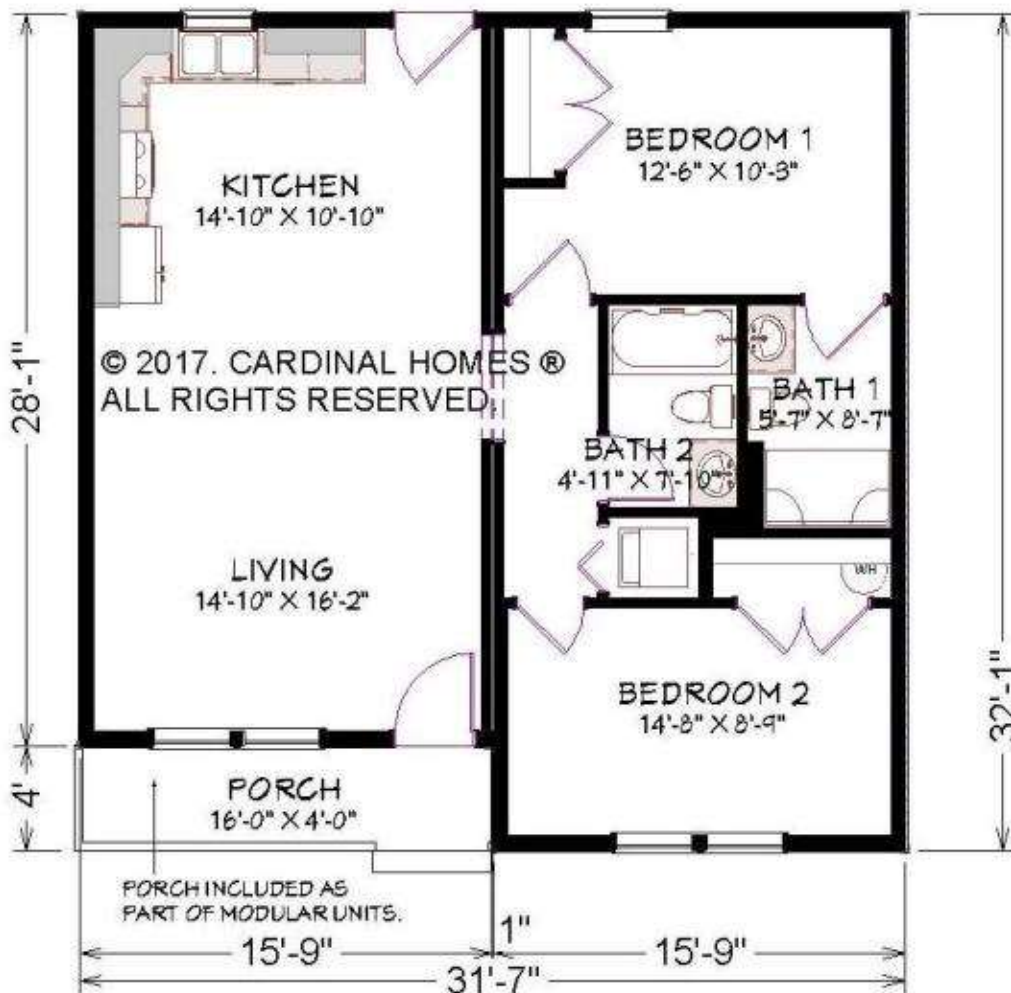
**CARDINAL HOMES®**

## *Tiny Living Collection*

### TIPTON

**945 Sq. Ft.  
31'-6" X 32'-0"**

Optional decorative exterior features that are shown on renderings are not included in default pricing. Always refer to sales order for exact specifications and options.



**Cardinal Homes®**

Kituwah Manufacturing, LLC  
d/b/a Cardinal Homes®  
525 Barnesville Highway  
Wylliesburg, VA 23976  
(434) 735-8111  
[www.cardinalhomes.com](http://www.cardinalhomes.com)

© 2017. Cardinal Homes®  
All Rights Reserved.

For more detailed information including dimensions refer to working drawings.





CARDINAL HOMES®

## Classic Living Collection

### CAMDEN

1148 SQ. FT.  
28'-0" X 42'-0"



**Cardinal Homes®**

Kituwah Manufacturing, LLC  
d/b/a Cardinal Homes®  
525 Barnesville Highway  
Wylliesburg, VA 23976  
(434)735-8111  
[www.cardinalhomes.com](http://www.cardinalhomes.com)

© 2017. Cardinal Homes®  
All Rights Reserved.

For more detailed information including  
dimensions refer to working drawings.

Optional decorative exterior features that are shown on  
renderings are not included in default pricing. Always refer  
to sales order for exact specifications and options.





**CARDINAL HOMES®**

## Value Living Collection EVELYN

**1232 SQ. FT.  
44'-0" x 28'-0"**



**BASEMENT ALTERNATE**



**Cardinal Homes®**

Kituwah Manufacturing, LLC  
d/b/a Cardinal Homes®  
525 Barnesville Highway  
Wylliesburg, VA 23976  
(434)735-8111  
[www.cardinalhomes.com](http://www.cardinalhomes.com)

Optional decorative exterior features that are shown on renderings are not included in default pricing. Always refer to sales order for exact specifications

© 2017. Cardinal Homes®  
All Rights Reserved.  
For more detailed information including dimensions refer to working drawings.





**CARDINAL HOMES®**

*Value Living Collection*

**EVELYN II**

**1288 Sq. Ft.  
46'-0" x 28'-0"**



**BASEMENT ALTERNATE**



**Cardinal Homes®**

Kituwah Manufacturing, LLC  
d/b/a Cardinal Homes®  
525 Barnesville Highway  
Wylliesburg, VA 23976  
(434)735-8111  
[www.cardinalhomes.com](http://www.cardinalhomes.com)

Optional decorative exterior features that are shown on renderings are not included in default pricing. Always refer to sales order for exact specifications and options.

© 2018. Cardinal Homes®  
All Rights Reserved.

For more detailed information including dimensions refer to working drawings.



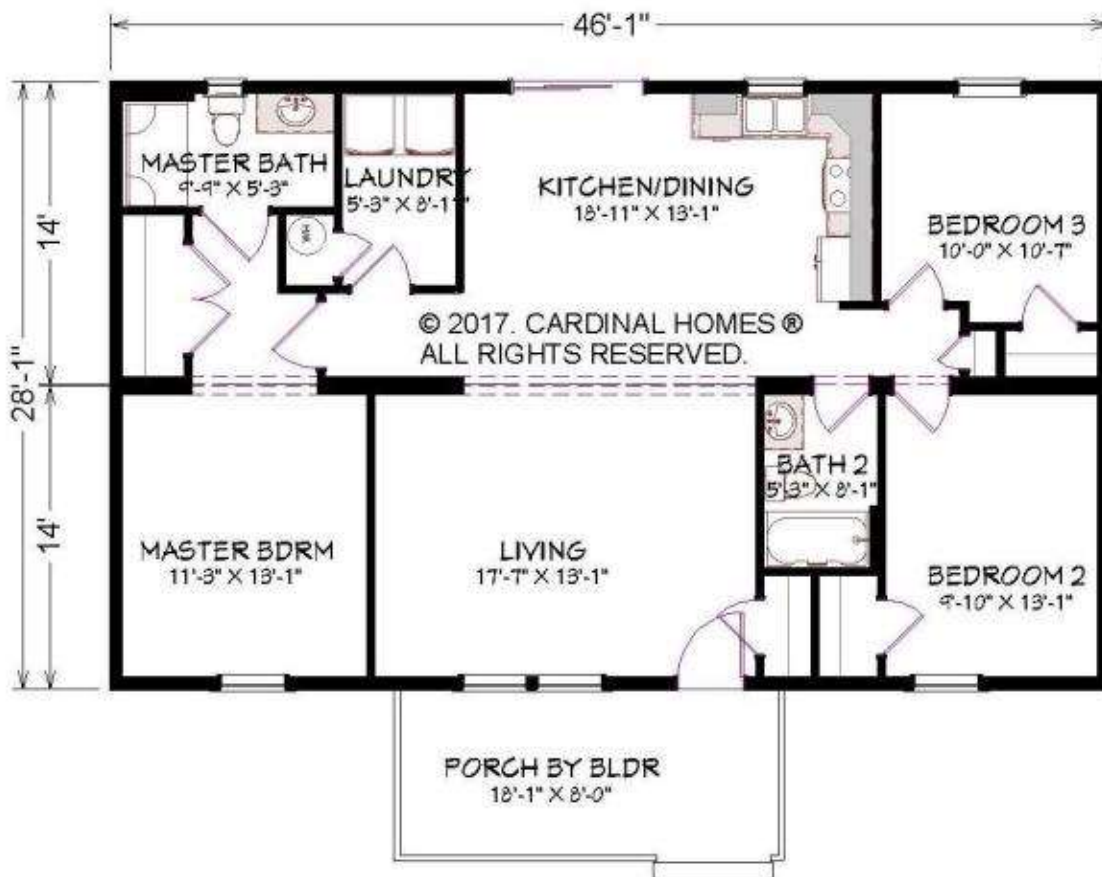


**CARDINAL HOMES®**

## *Classic Living Collection*

### **AVERY**

**1288 SQ. FT.  
46'-0" x 28'-0"**



**Cardinal Homes®**

Kituwah Manufacturing, LLC  
d/b/a Cardinal Homes®  
525 Barnesville Highway  
Wylliesburg, VA 23976  
(434)735-8111  
[www.cardinalhomes.com](http://www.cardinalhomes.com)

© 2017. Cardinal Homes®  
All Rights Reserved.  
For more detailed information including  
dimensions refer to working drawings.

Optional decorative exterior features that are shown on  
renderings are not included in default pricing. Always refer  
to sales order for exact specifications and options.

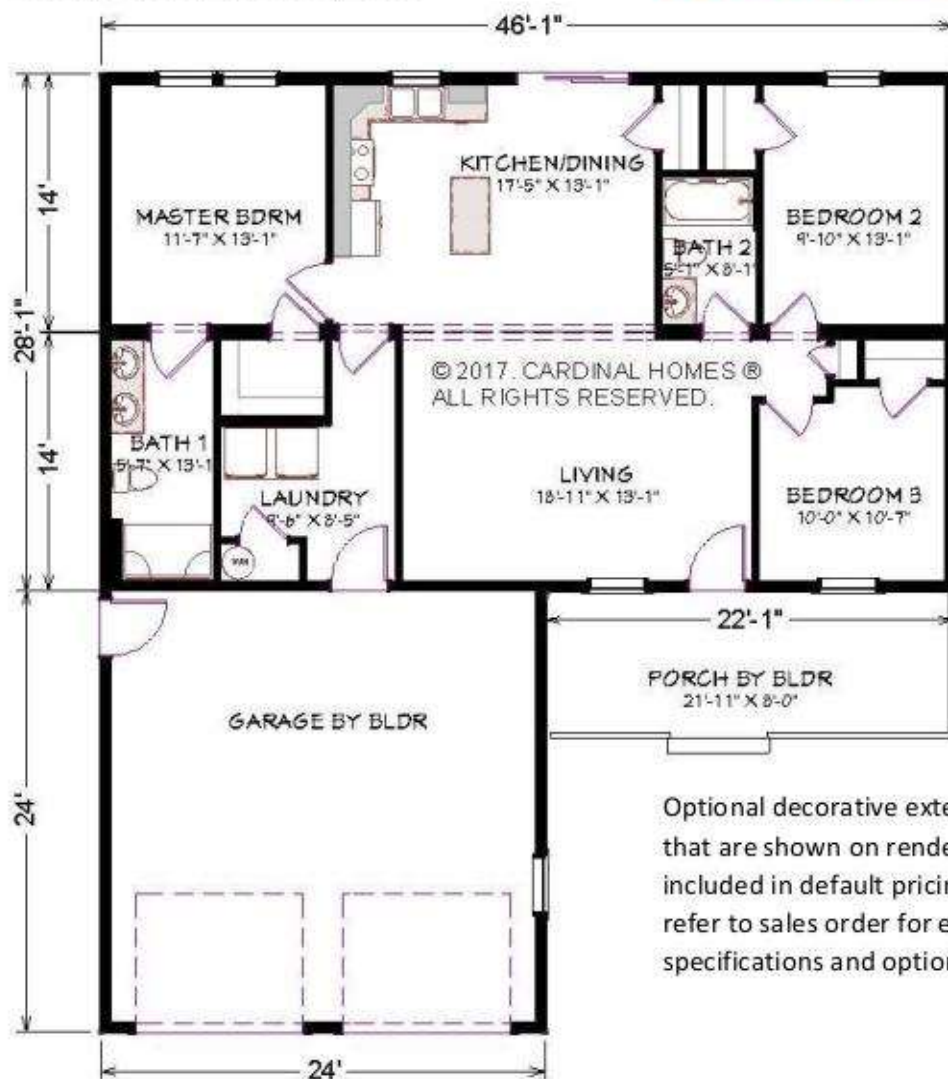




**CARDINAL HOMES®**

## *Classic Living Collection* **CHATHAM**

**1288 Sq. Ft.  
46'-0" x 28'-0"**



Optional decorative exterior features that are shown on renderings are not included in default pricing. Always refer to sales order for exact specifications and options.



**Cardinal Homes®**

Kituwah Manufacturing, LLC  
d/b/a Cardinal Homes®  
525 Barnesville Highway  
Wylliesburg, VA 23976  
(434)735-8111  
[www.cardinalhomes.com](http://www.cardinalhomes.com)

© 2017. Cardinal Homes®  
All Rights Reserved.

For more detailed information including dimensions refer to working drawings.





**CARDINAL HOMES®**

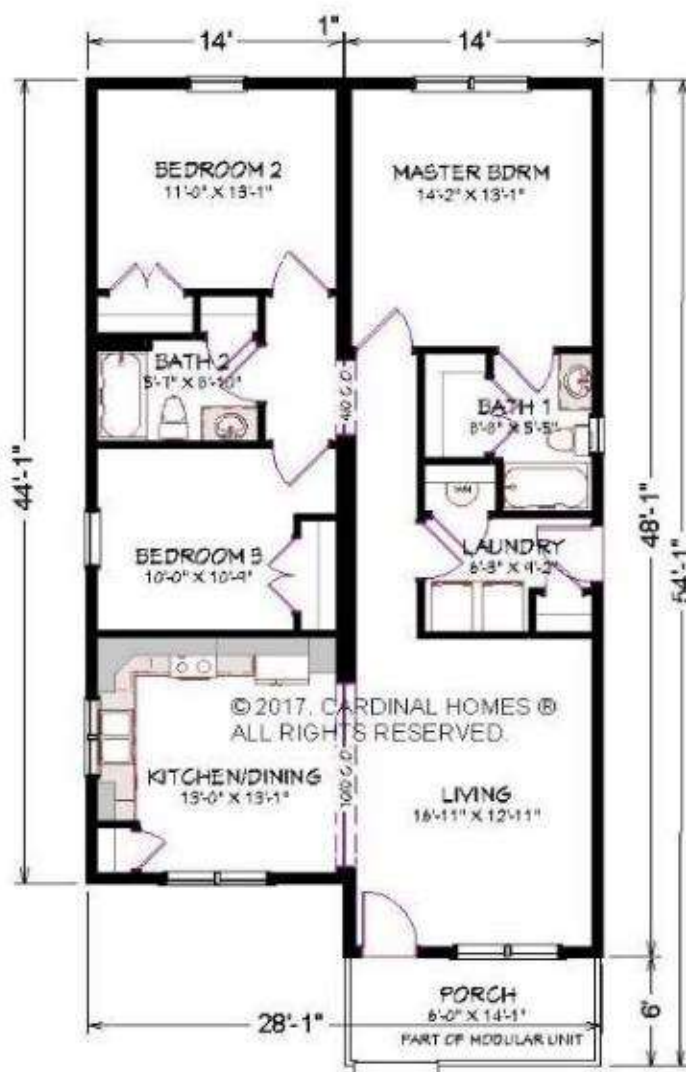
## *Value Living Collection*

### KYLIE

1288 SQ. FT.

48'-0" x 28'-0"

Optional decorative exterior features that are shown on renderings are not included in default pricing. Always refer to sales order for exact specifications and options.



© 2017, Cardinal Homes®  
All Rights Reserved.

For more detailed information including dimensions refer to working drawings.



**Cardinal Homes®**

Kituwah Manufacturing, LLC  
d/b/a Cardinal Homes®  
525 Barnesville Highway  
Wylliesburg, VA 23976  
(434)735-8111  
[www.cardinalhomes.com](http://www.cardinalhomes.com)





**CARDINAL HOMES®**

## *Classic Living Collection* **COVINGTON**

**1344 SQ. FT.**  
**48'-0" x 28'-0"**



**Cardinal Homes®**

Kituwah Manufacturing, LLC  
d/b/a Cardinal Homes®  
525 Barnesville Highway  
Wylliesburg, VA 23976  
(434)735-8111  
[www.cardinalhomes.com](http://www.cardinalhomes.com)

Optional decorative exterior features that are shown on renderings are not included in default pricing. Always refer to sales order for exact specifications and options.

© 2017. Cardinal Homes®  
All Rights Reserved.

For more detailed information including dimensions refer to working drawings.



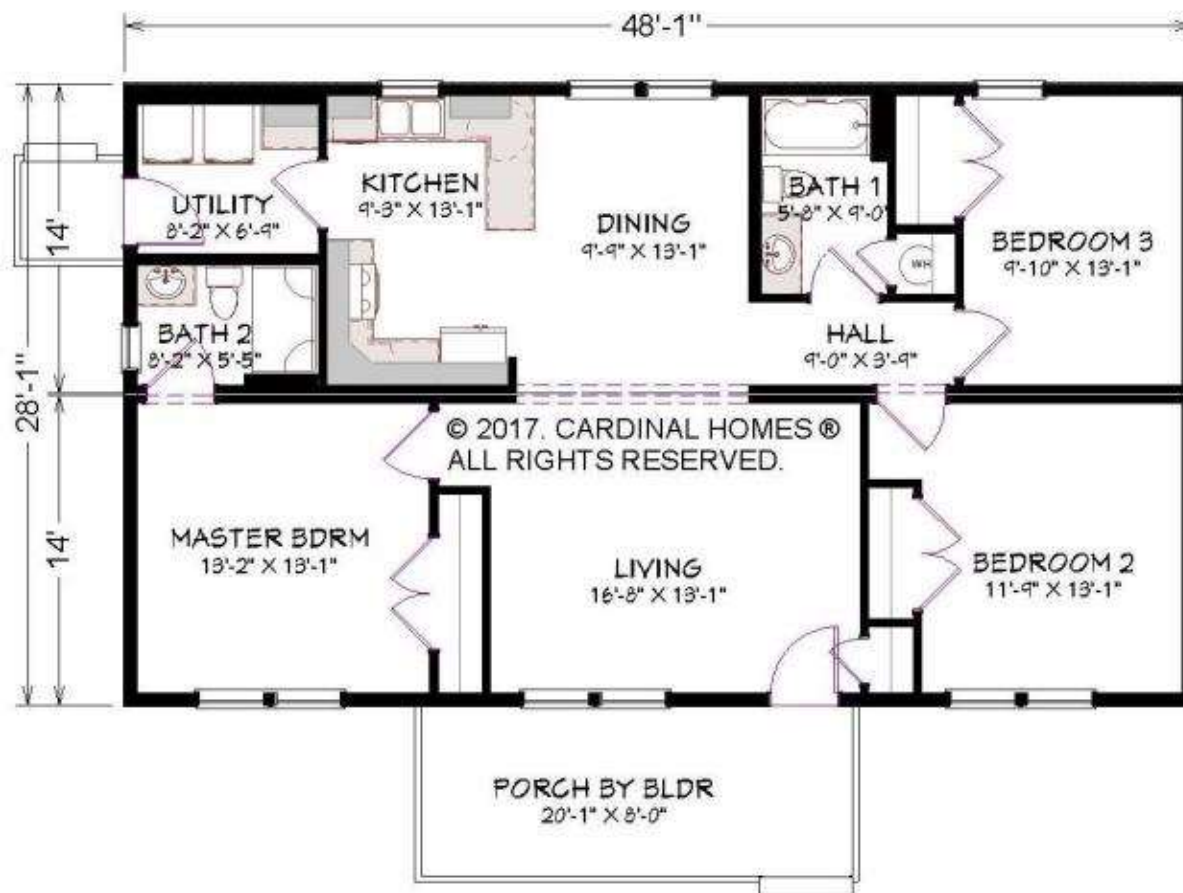


**CARDINAL HOMES®**

*Classic Living Collection*

**TAYLOR**

**1344 SQ. FT.  
48'-0" x 28'-0"**



**BASEMENT ALTERNATE**



**Cardinal Homes®**

Kituwah Manufacturing, LLC  
d/b/a Cardinal Homes®  
525 Barnesville Highway  
Wylliesburg, VA 23976  
(434)735-8111  
[www.cardinalhomes.com](http://www.cardinalhomes.com)

Optional decorative exterior features that are shown on renderings are not included in default pricing. Always refer to sales order for exact specifications and options.

© 2017. Cardinal Homes®

All Rights Reserved.

For more detailed information including dimensions refer to working drawings.



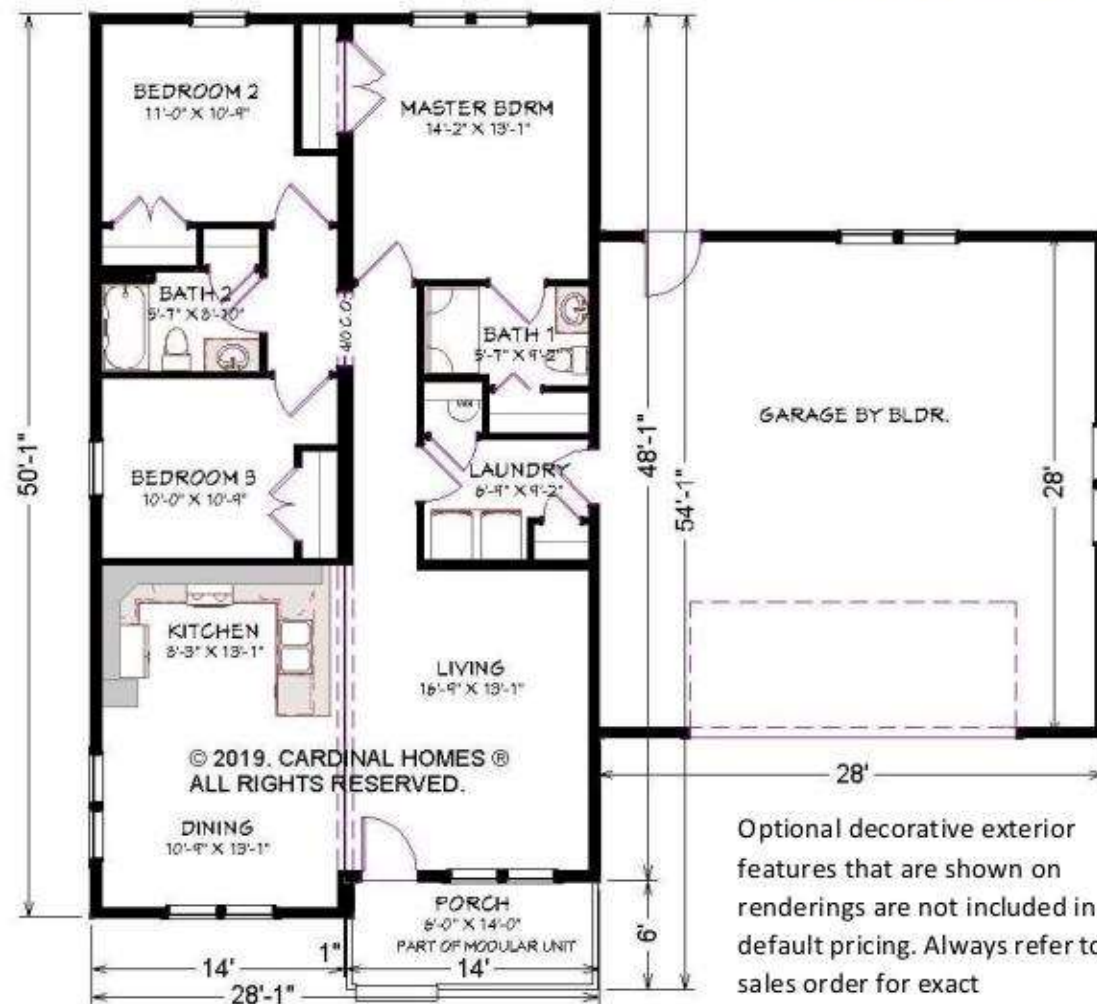


## Value Living Collection

CARDINAL HOMES®

### KYLIE II

1372 Sq. Ft.  
50'-0" x 28'-0"



Optional decorative exterior features that are shown on renderings are not included in default pricing. Always refer to sales order for exact specifications and options.



**Cardinal Homes®**

Kitawah Manufacturing, LLC  
d/b/a Cardinal Homes®  
525 Barnesville Highway  
Wylliesburg, VA 23976  
(434)735-8111  
[www.cardinalhomes.com](http://www.cardinalhomes.com)

© 2019. Cardinal Homes®  
All Rights Reserved.  
For more detailed information including dimensions refer to working drawings.





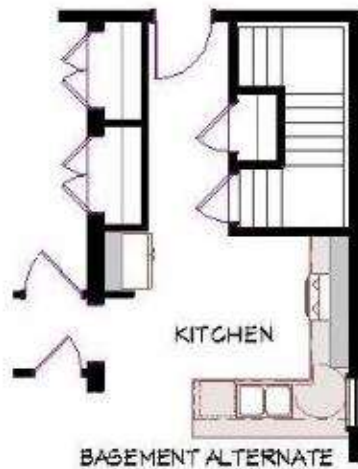
**CARDINAL HOMES®**

## Value Living Collection

# BAILEY

**1400 SQ. FT.  
52'-0" x 28'-0"**

Optional decorative exterior features that are shown on renderings are not included in default pricing. Always refer to sales order for exact specifications and options.



**Cardinal Homes®**

Kitawah Manufacturing, LLC  
d/b/a Cardinal Homes®  
525 Barnesville Highway  
Wylliesburg, VA 23976  
(434)735-8111  
[www.cardinalhomes.com](http://www.cardinalhomes.com)

© 2017. Cardinal Homes®  
All Rights Reserved.  
For more detailed information including  
dimensions refer to working drawings.

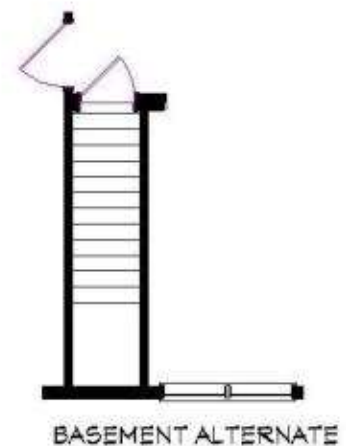




**CARDINAL HOMES®**

## *Classic Living Collection* **HAMILTON**

**1400 SQ. FT.**  
**50'-0" x 28'-0"**



**Cardinal Homes®**

Kituwah Manufacturing, LLC  
d/b/a Cardinal Homes®  
525 Barnesville Highway  
Wylliesburg, VA 23976  
(434) 735-8111  
[www.cardinalhomes.com](http://www.cardinalhomes.com)

Optional decorative exterior features that are shown on renderings are not included in default pricing. Always refer to sales order for exact specifications and options.

© 2017. Cardinal Homes®  
All Rights Reserved.

For more detailed information including dimensions refer to working drawings.





ELEVATION B

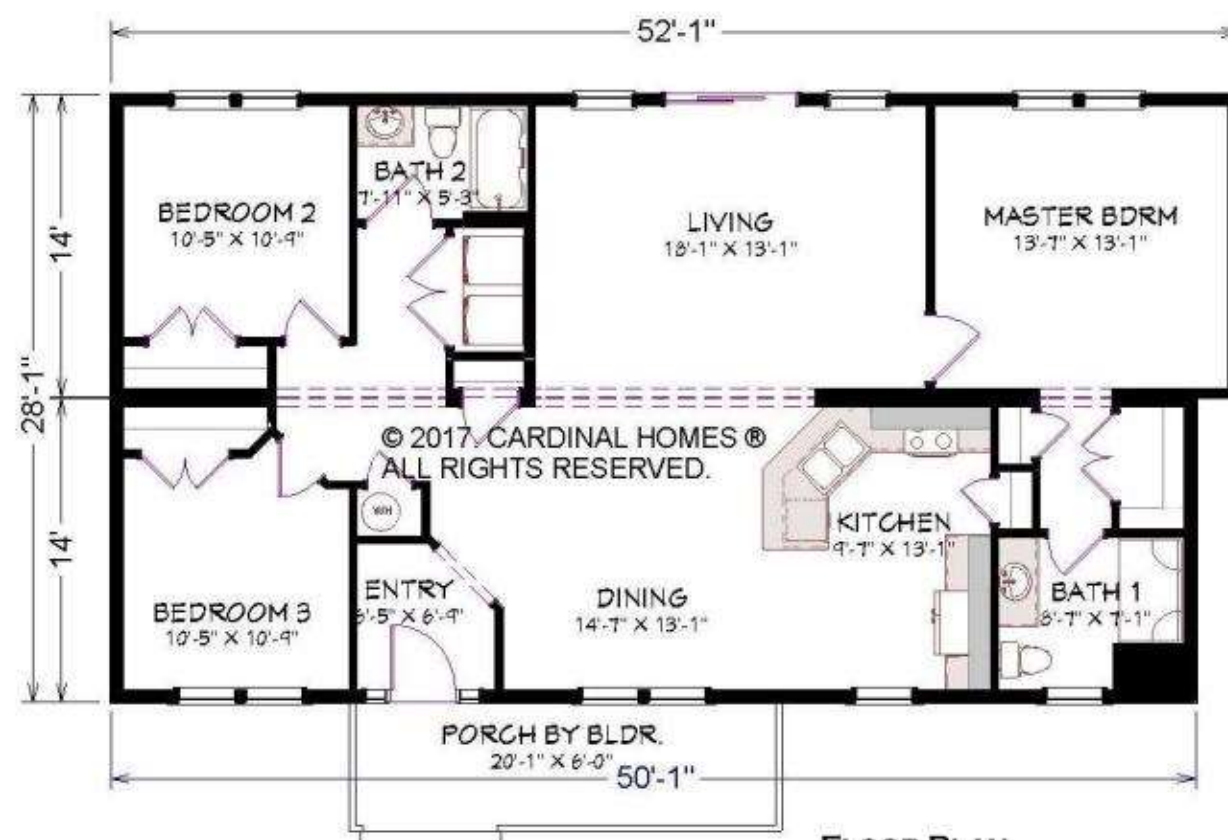


**ELEVATION A**  
Shown with site built garage

**CARDINAL HOMES®**

## Classic Living Collection LANCASTER

**1428 SQ. FT.**  
**52'-0" X 28'-0"**



**BASEMENT ALTERNATE**



**FLOOR PLAN**  
Matches Elevation B rendering



**Cardinal Homes®**

Kituwah Manufacturing, LLC  
d/b/a Cardinal Homes®  
525 Barnesville Highway  
Wylliesburg, VA 23976  
(434)735-8111  
[www.cardinalhomes.com](http://www.cardinalhomes.com)

Optional decorative exterior features that are shown on renderings are not included in default pricing. Always refer to sales order for exact specifications and options.

© 2017. Cardinal Homes®  
All Rights Reserved.

For more detailed information including dimensions refer to working drawings.



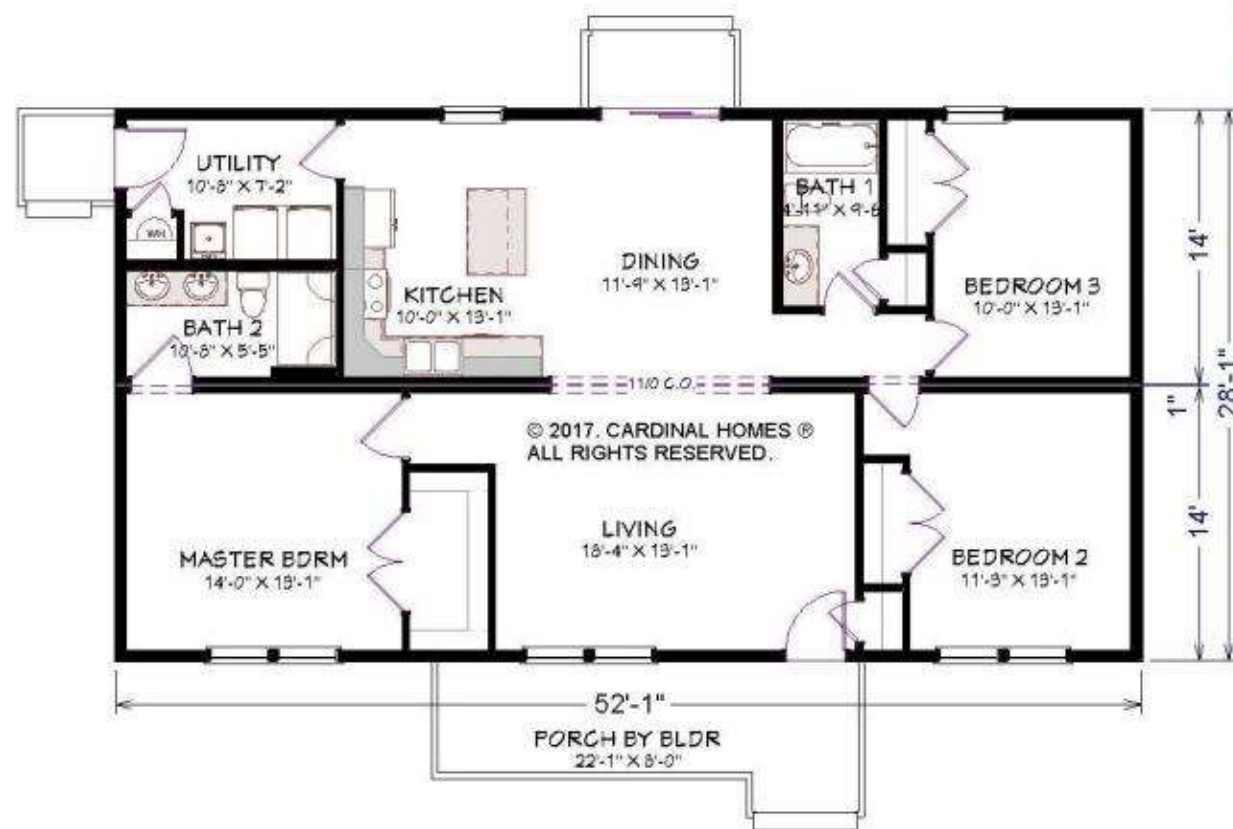


**CARDINAL HOMES®**

## *Value Living Collection*

### RILEY

1456 SQ. FT.  
52'-0" x 28'-0"



**Cardinal Homes®**

Kituwah Manufacturing, LLC  
d/b/a Cardinal Homes®  
525 Barnesville Highway  
Wylliesburg, VA 23976  
(434)735-8111  
[www.cardinalhomes.com](http://www.cardinalhomes.com)

© 2017. Cardinal Homes®  
All Rights Reserved.  
For more detailed information including  
dimensions refer to working drawings.

Optional decorative exterior features that are shown on  
renderings are not included in default pricing. Always  
refer to sales order for exact specifications and options.



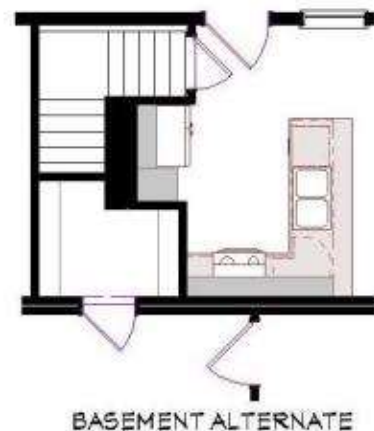
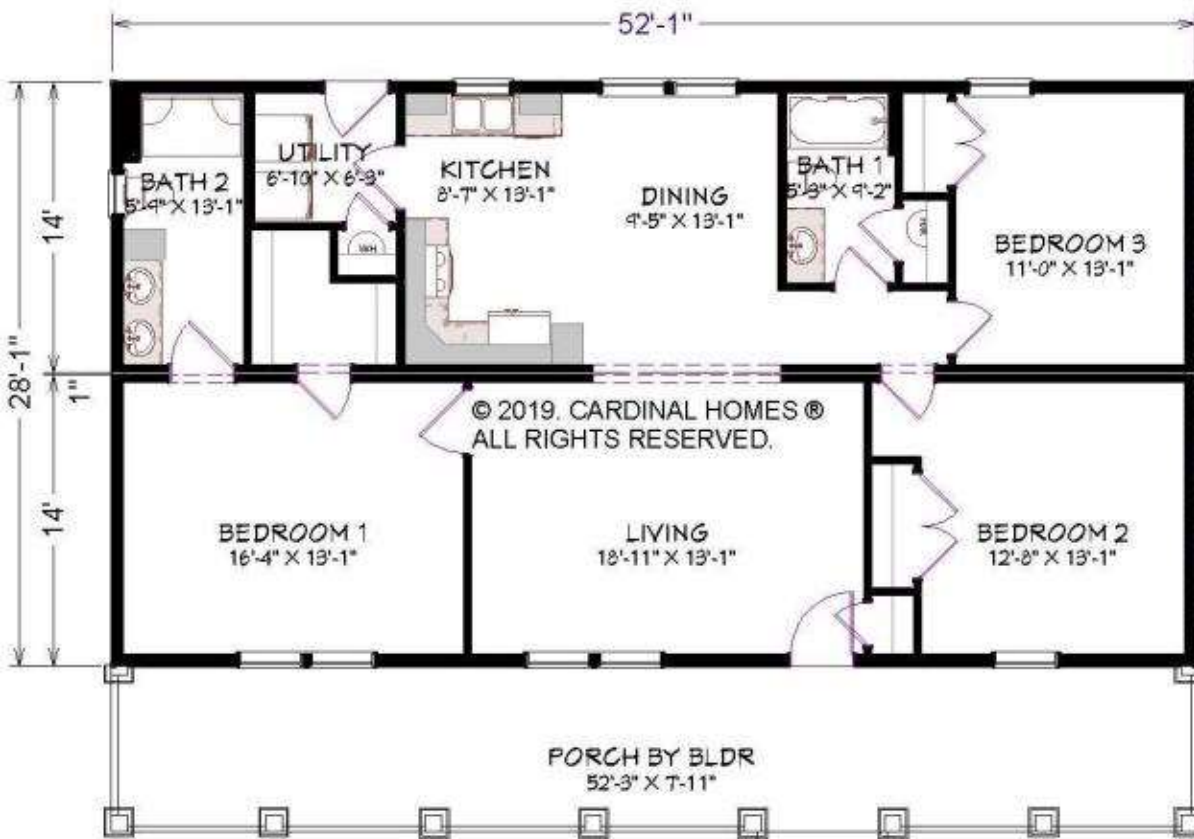


## CARDINAL HOMES®

Optional decorative exterior features that are shown on renderings are not included in default pricing. Always refer to sales order for exact specifications and options.

# Classic Living Collection ALLSTON II

**1456 SQ. FT.**  
**52'-0" X 28'-0"**



**Cardinal Homes®**

Kituwah Manufacturing, LLC  
d/b/a Cardinal Homes®  
525 Barnesville Highway  
Wylliesburg, VA 23976  
(434)735-8111  
[www.cardinalhomes.com](http://www.cardinalhomes.com)

© 2019. Cardinal Homes®  
All Rights Reserved.

For more detailed information including dimensions refer to working drawings.

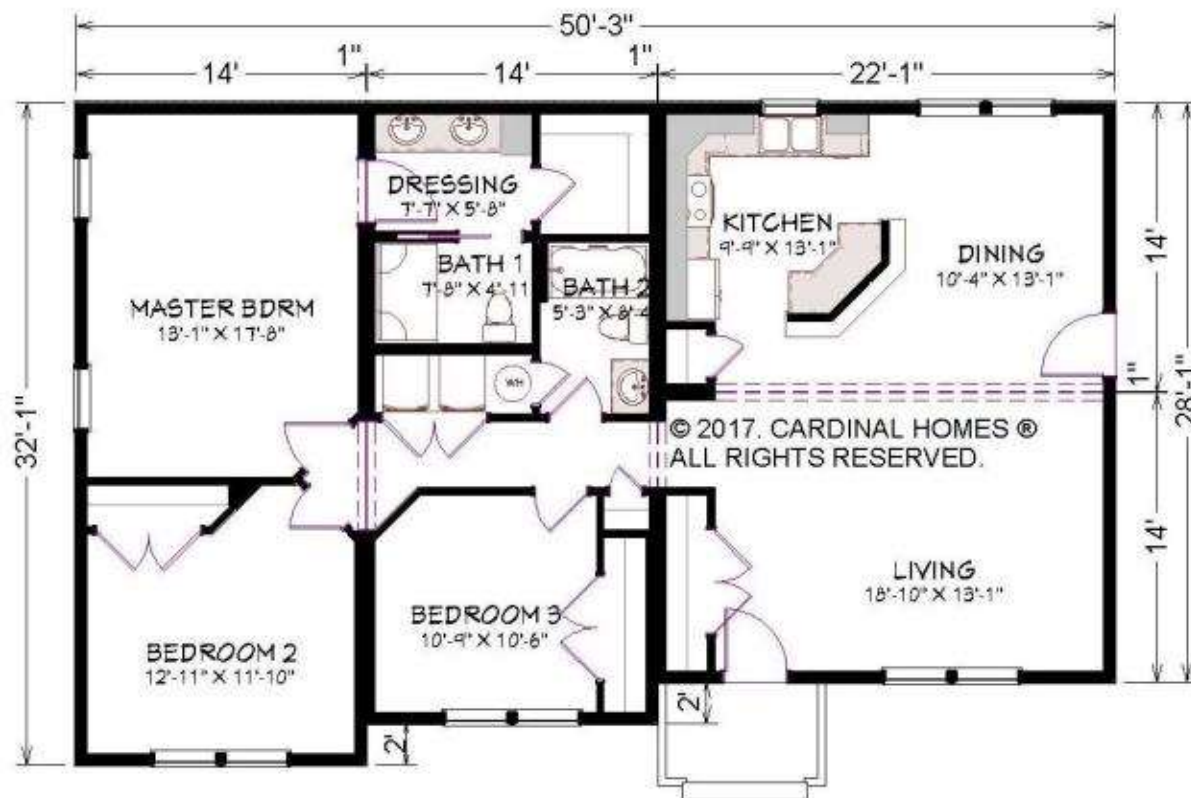




**CARDINAL HOMES®**

## *Classic Living Collection* **CARYTON II**

**1484 SQ. FT.  
50'-3" X 32'-0"**



**Cardinal Homes®**

Kituwah Manufacturing, LLC  
d/b/a Cardinal Homes®

525 Barnesville Highway  
Wylliesburg, VA 23976

(434)735-8111

[www.cardinalhomes.com](http://www.cardinalhomes.com)

Optional decorative exterior features that are shown on renderings are not included in default pricing. Always refer to sales order for exact specifications and options.

© 2017. Cardinal Homes®

All Rights Reserved.

For more detailed information including dimensions refer to working drawings.





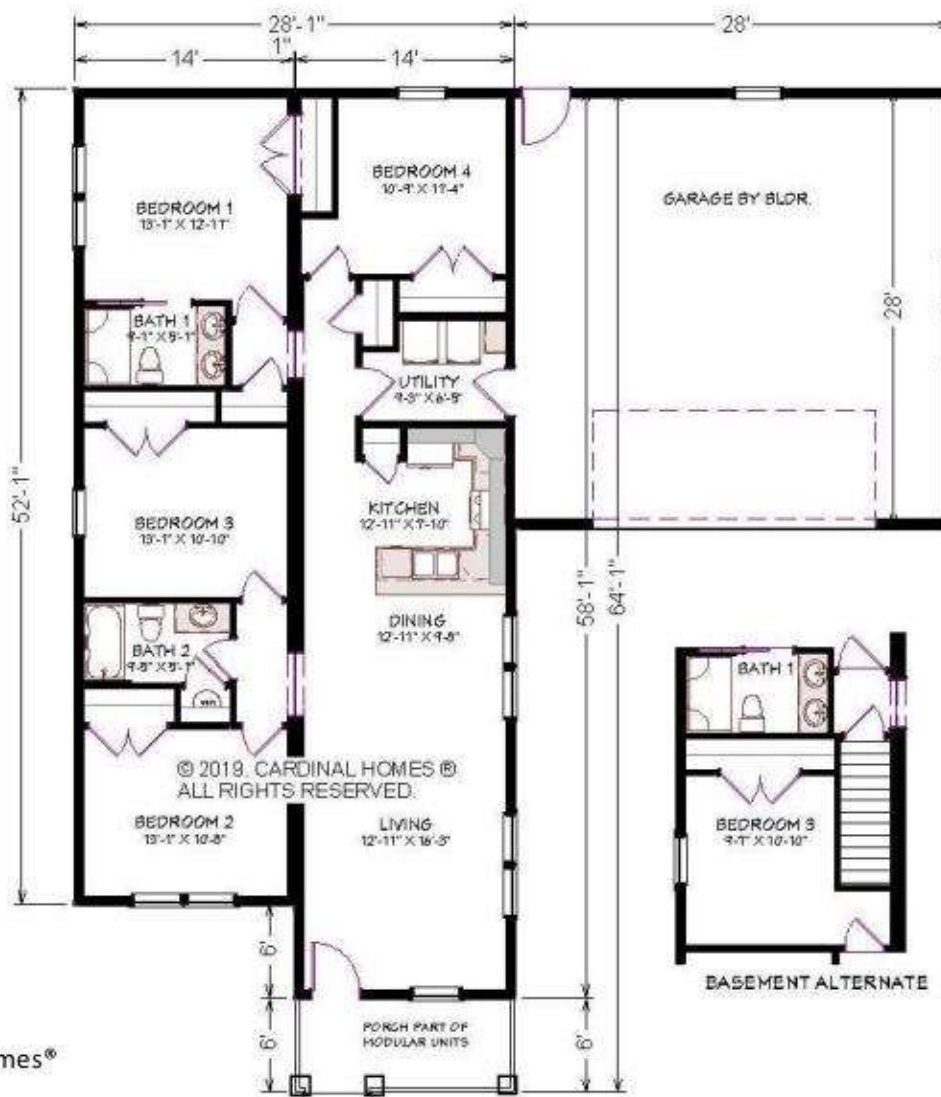
**CARDINAL HOMES®**

*Value Living Collection*

**BAILEY II**

**1540 Sq. Ft.  
58'-0" x 28'-0"**

Optional decorative exterior features that are shown on renderings are not included in default pricing. Always refer to sales order for exact specifications and options.



**Cardinal Homes®**

Kituwah Manufacturing, LLC  
d/b/a Cardinal Homes®  
525 Barnesville Highway  
Wylliesburg, VA 23976  
(434)735-8111  
[www.cardinalhomes.com](http://www.cardinalhomes.com)

© 2019, Cardinal Homes®  
All Rights Reserved.  
For more detailed information including  
dimensions refer to working drawings.

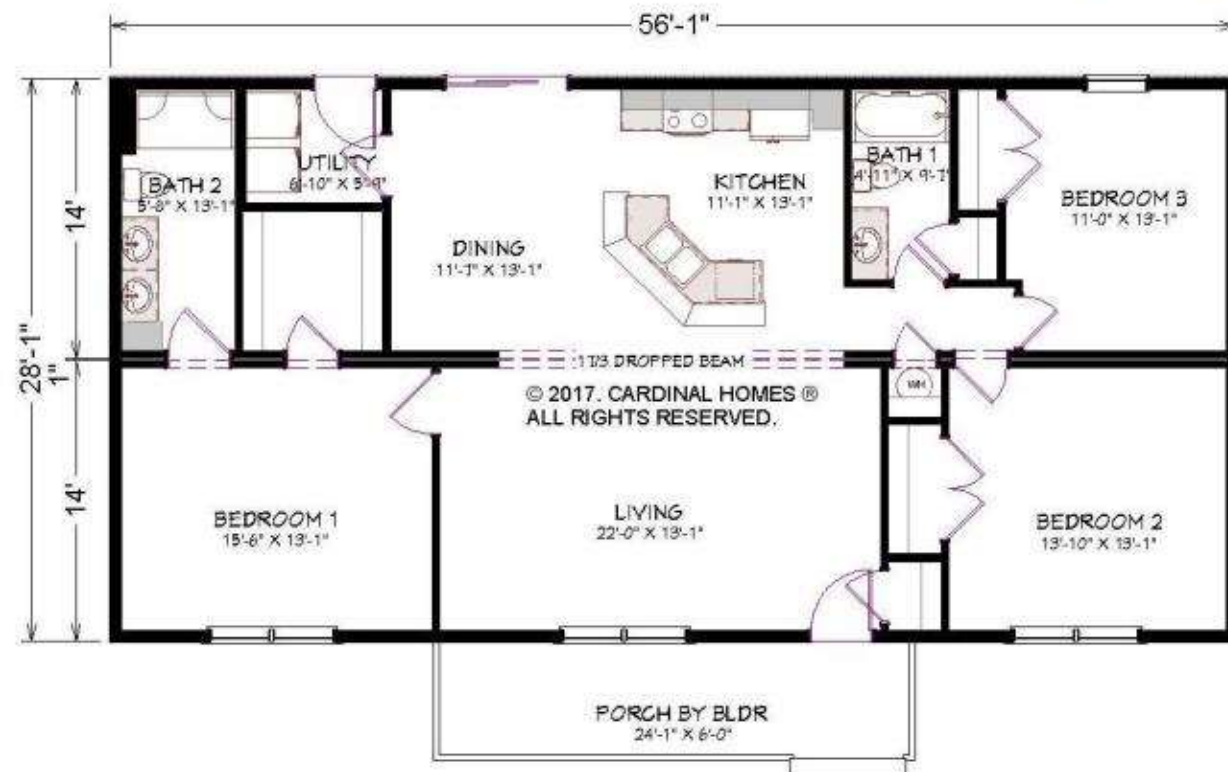




**CARDINAL HOMES®**

## *Value Living Collection* **BROOKLYN**

**1568 Sq. Ft.**  
**56'-0" x 28'-0"**



**Cardinal Homes®**

Kituwah Manufacturing, LLC  
d/b/a Cardinal Homes®

525 Barnesville Highway  
Wylliesburg, VA 23976

(434)735-8111

[www.cardinalhomes.com](http://www.cardinalhomes.com)

© 2017. Cardinal Homes®  
All Rights Reserved.

For more detailed information including  
dimensions refer to working drawings.

Optional decorative exterior features that are shown on  
renderings are not included in default pricing. Always  
refer to sales order for exact specifications and options.



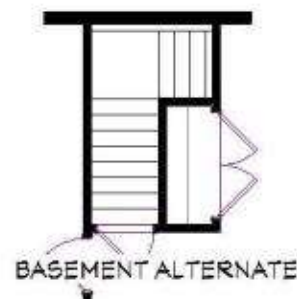


**CARDINAL HOMES®**

## *Value Living Collection*

### FINLEY

**1568 Sq. Ft.  
56'-0" x 28'-0"**



**Cardinal Homes®**

Kituwah Manufacturing, LLC  
d/b/a Cardinal Homes®  
525 Barnesville Highway  
Wylliesburg, VA 23976  
(434) 735-8111  
[www.cardinalhomes.com](http://www.cardinalhomes.com)

© 2017. Cardinal Homes®  
All Rights Reserved.

For more detailed information including  
dimensions refer to working drawings.

Optional decorative exterior features that  
are shown on renderings are not included in  
default pricing. Always refer to sales order  
for exact specifications and options.

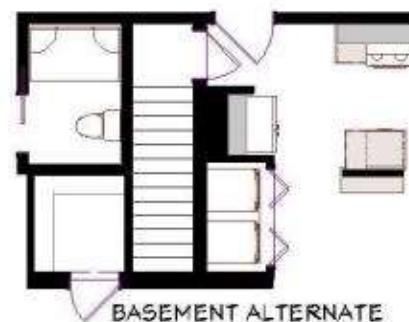




**CARDINAL HOMES®**

## *Classic Living Collection* **BALDWIN II**

**1568 SQ. FT.**  
**56'-0" X 28'-0"**



**Cardinal Homes®**

Kituwah Manufacturing, LLC  
d/b/a Cardinal Homes®  
525 Barnesville Highway  
Wylliesburg, VA 23976  
(434) 735-8111  
[www.cardinalhomes.com](http://www.cardinalhomes.com)

Optional decorative exterior features that are shown on renderings are not included in default pricing. Always refer to sales order for exact specifications and options.

© 2019, Cardinal Homes®  
All Rights Reserved.

For more detailed information including dimensions refer to working drawings.





**CARDINAL HOMES®**

*Classic Living Collection*

**WALTON**

**1568 SQ. FT.  
56'-0" x 28'-0"**



**Cardinal Homes®**

Kituwah Manufacturing, LLC  
d/b/a Cardinal Homes®  
525 Barnesville Highway  
Wylliesburg, VA 23976  
(434) 735-8111  
[www.cardinalhomes.com](http://www.cardinalhomes.com)

Optional decorative exterior features that are shown on renderings are not included in default pricing. Always refer to sales order for exact specifications and options.

© 2017, Cardinal Homes®  
All Rights Reserved.

For more detailed information including dimensions refer to working drawings.



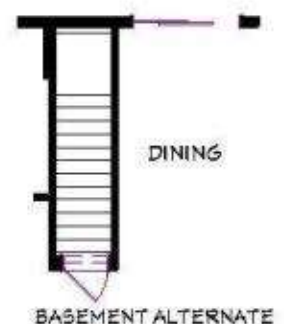
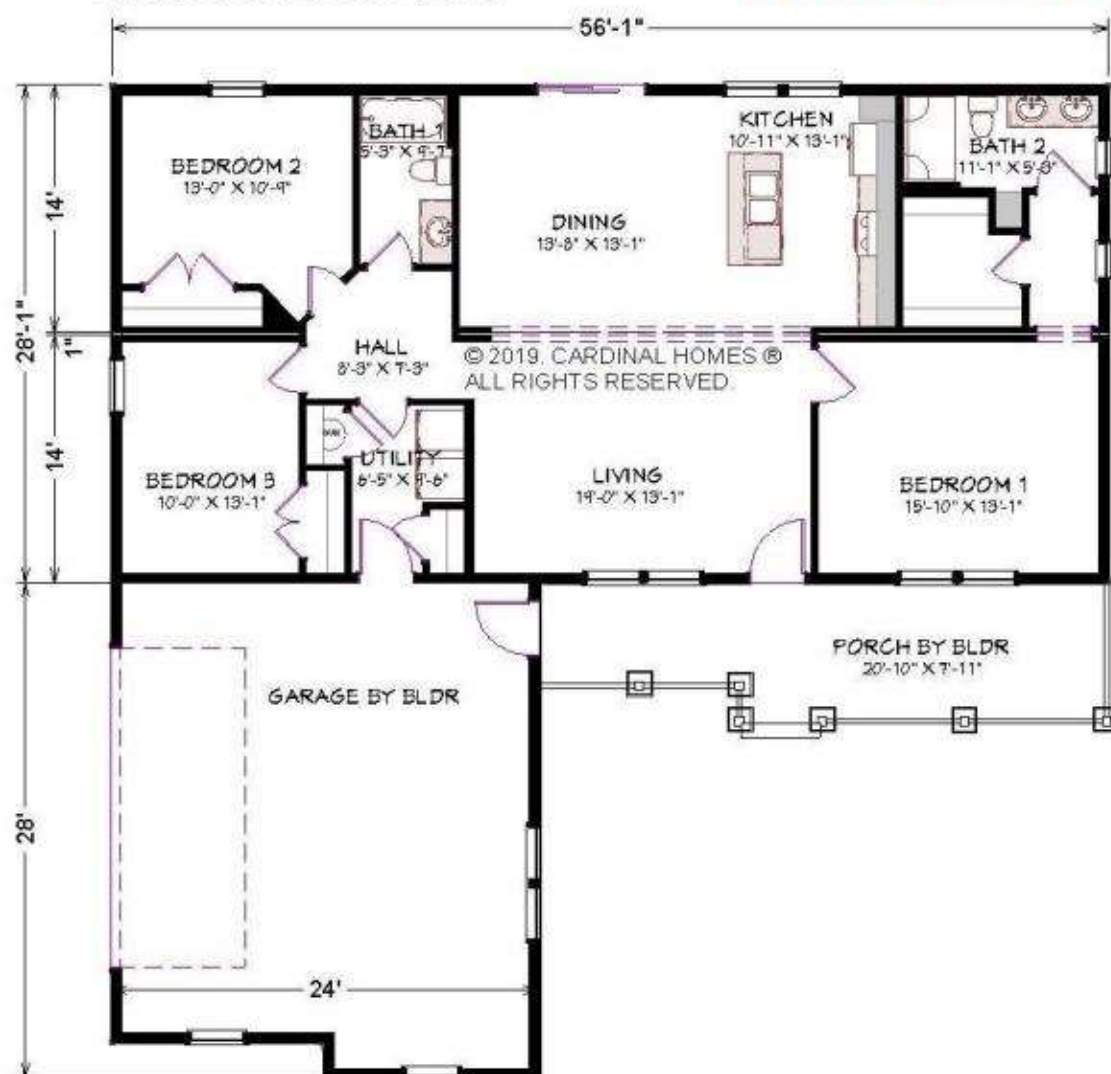


**CARDINAL HOMES®**

## Classic Living Collection WALTON II

**1568 SQ. FT.  
56'-0" X 28'-0"**

Optional decorative exterior features that are shown on renderings are not included in default pricing. Always refer to sales order for exact specifications and options.



**Cardinal Homes®**

Kituwah Manufacturing, LLC  
d/b/a Cardinal Homes®  
525 Barnesville Highway  
Wylliesburg, VA 23976  
(434)735-8111  
[www.cardinalhomes.com](http://www.cardinalhomes.com)

© 2019. Cardinal Homes®  
All Rights Reserved.

For more detailed information including dimensions refer to working drawings.





**CARDINAL HOMES®**

## *Classic Living Collection*

### KAYLEIGH

**1568 SQ. FT.  
56'-0" X 28'-0"**



Optional decorative exterior features that are shown on renderings are not included in default pricing. Always refer to sales order for exact specifications and options.



**Cardinal Homes®**

Kituwah Manufacturing, LLC  
d/b/a Cardinal Homes®

525 Barnesville Highway  
Wylliesburg, VA 23976

(434)735-8111

[www.cardinalhomes.com](http://www.cardinalhomes.com)

© 2018. Cardinal Homes®  
All Rights Reserved.  
For more detailed information including dimensions refer to working drawings.

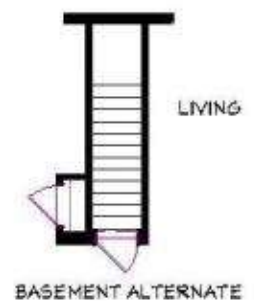
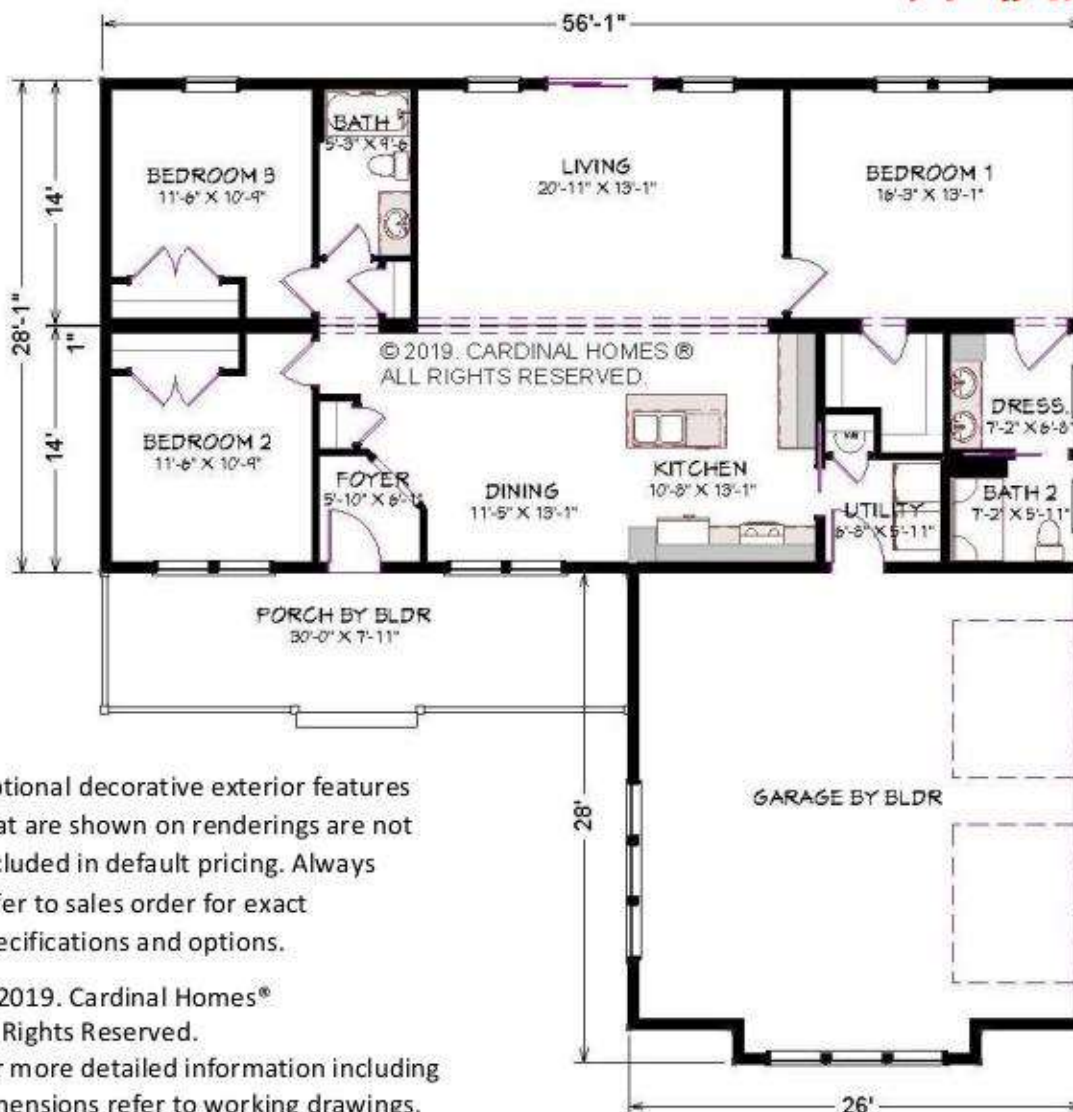




**CARDINAL HOMES®**

## *Classic Living Collection* **PARKERSBURG**

**1568 SQ. FT.**  
**56'-0" X 28'-0"**



**Cardinal Homes®**

Kituwah Manufacturing, LLC  
d/b/a Cardinal Homes®  
525 Barnesville Highway  
Wylliesburg, VA 23976  
(434) 735-8111  
[www.cardinalhomes.com](http://www.cardinalhomes.com)

Optional decorative exterior features that are shown on renderings are not included in default pricing. Always refer to sales order for exact specifications and options.

© 2019. Cardinal Homes®  
All Rights Reserved.  
For more detailed information including dimensions refer to working drawings.





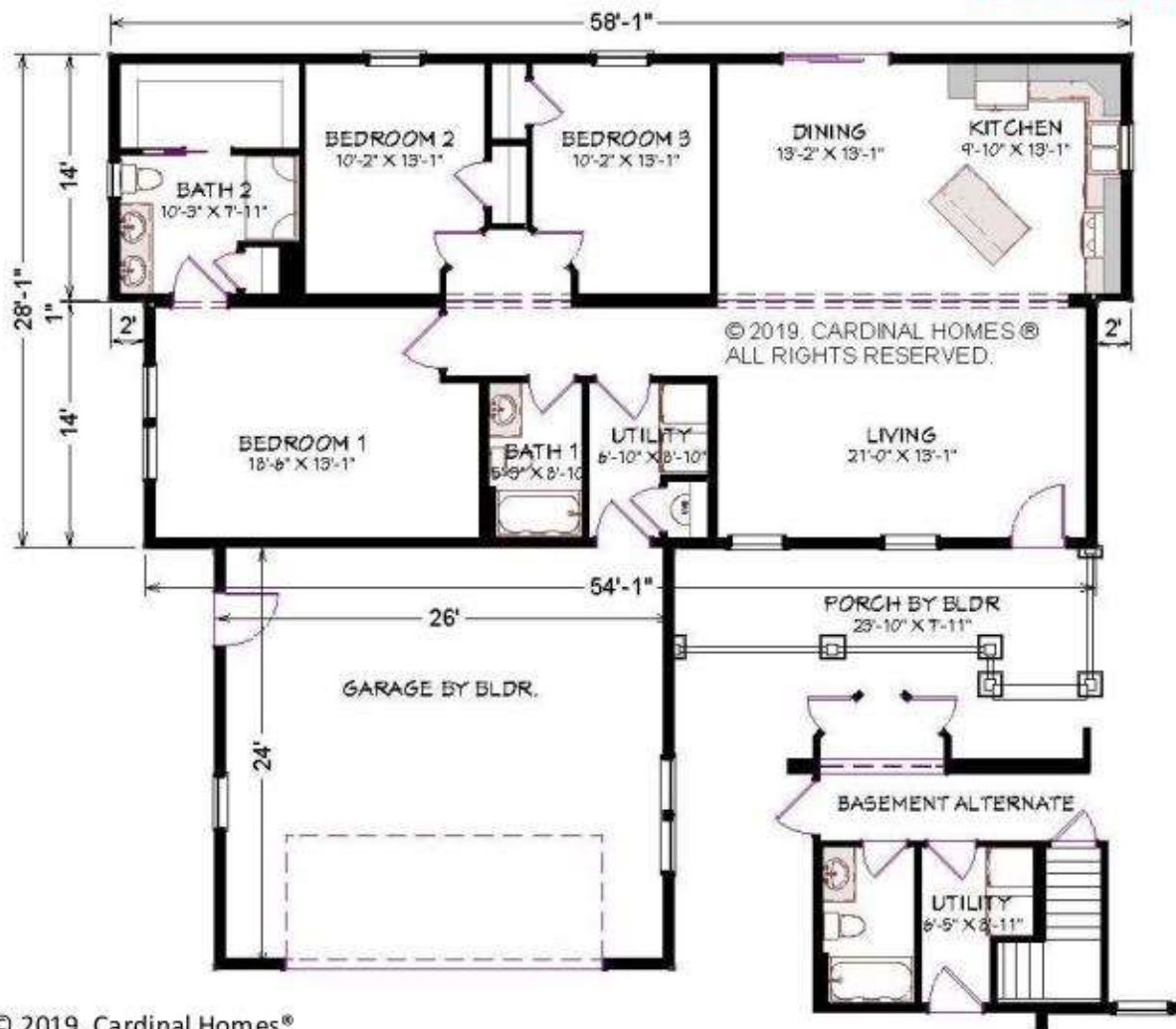
CARDINAL HOMES®

## Classic Living Collection

### COURTLAND II

**1568 SQ. FT.**  
**58'-0" X 28'-0"**

Optional decorative exterior features that are shown on renderings are not included in default pricing. Always refer to sales order for exact specifications and options.



**Cardinal Homes®**

Kituwah Manufacturing, LLC  
d/b/a Cardinal Homes®  
525 Barnesville Highway  
Wylliesburg, VA 23976  
(434)735-8111  
[www.cardinalhomes.com](http://www.cardinalhomes.com)

© 2019, Cardinal Homes®  
All Rights Reserved.  
For more detailed information including  
dimensions refer to working drawings.





**CARDINAL HOMES®**

## *Classic Living Collection* **CANDLER**

**1624 SQ. FT.  
58'-0" X 28'-0"**



**Cardinal Homes®**

Kituwah Manufacturing, LLC  
 d/b/a Cardinal Homes®  
 525 Barnesville Highway  
 Wylliesburg, VA 23976  
 (434) 735-8111  
[www.cardinalhomes.com](http://www.cardinalhomes.com)

© 2019. Cardinal Homes®  
 All Rights Reserved.  
 For more detailed information including  
 dimensions refer to working drawings.

Optional decorative exterior features that are shown on  
 renderings are not included in default pricing. Always refer  
 to sales order for exact specifications and options.





ELEVATION B

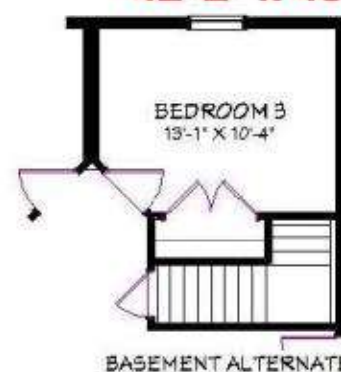
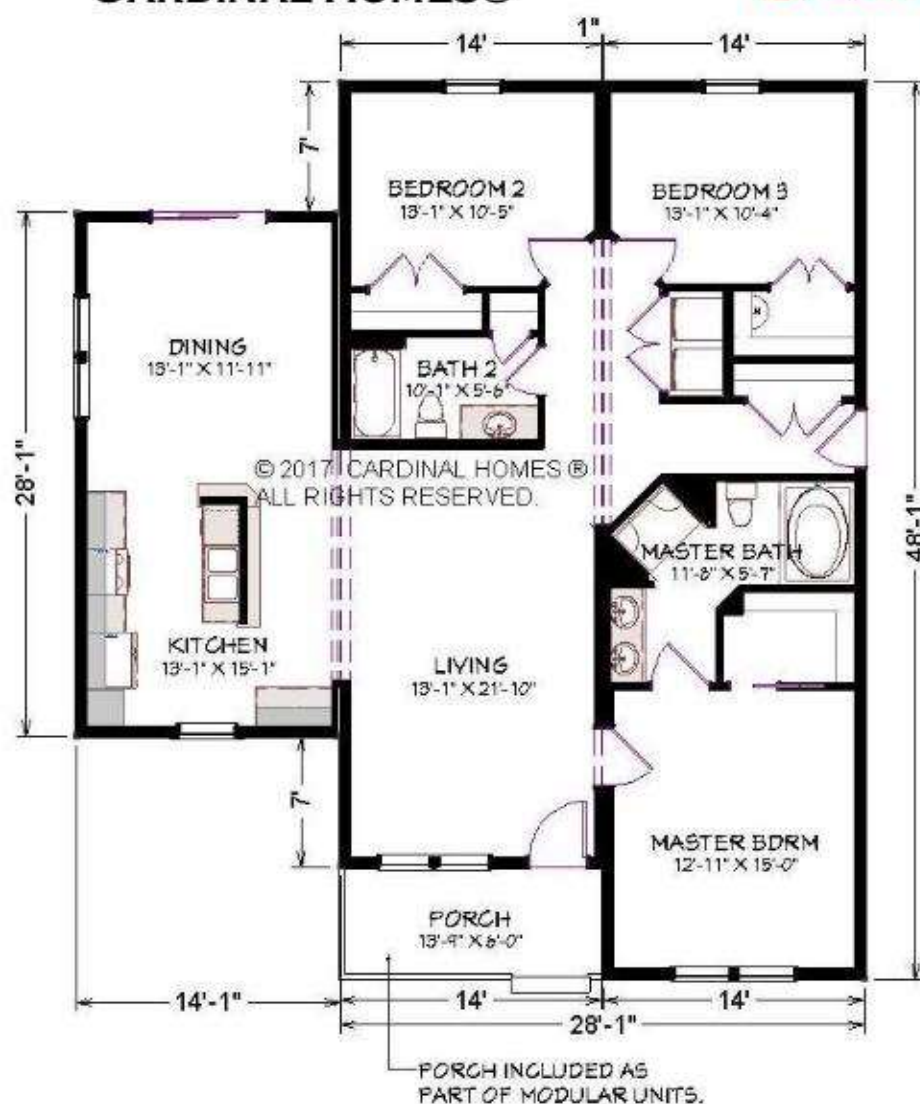


ELEVATION A

Shown with site built garage

## Classic Living Collection LAURELWOOD II

1652 SQ. FT.  
42'-2" x 48'-0"



Optional decorative exterior features that are shown on renderings are not included in default pricing. Always refer to sales order for exact specifications and options.

### FLOOR PLAN

Matches Elevation B rendering



**Cardinal Homes®**

Kitawah Manufacturing, LLC  
d/b/a Cardinal Homes®  
525 Barnesville Highway  
Wylliesburg, VA 23976  
(434)735-8111  
[www.cardinalhomes.com](http://www.cardinalhomes.com)

© 2017. Cardinal Homes®  
All Rights Reserved.

For more detailed information including dimensions refer to working drawings.



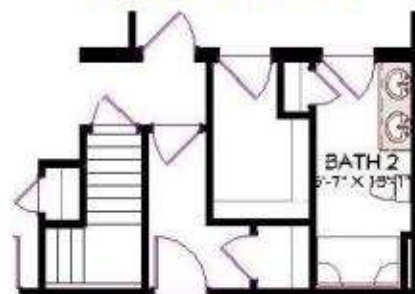
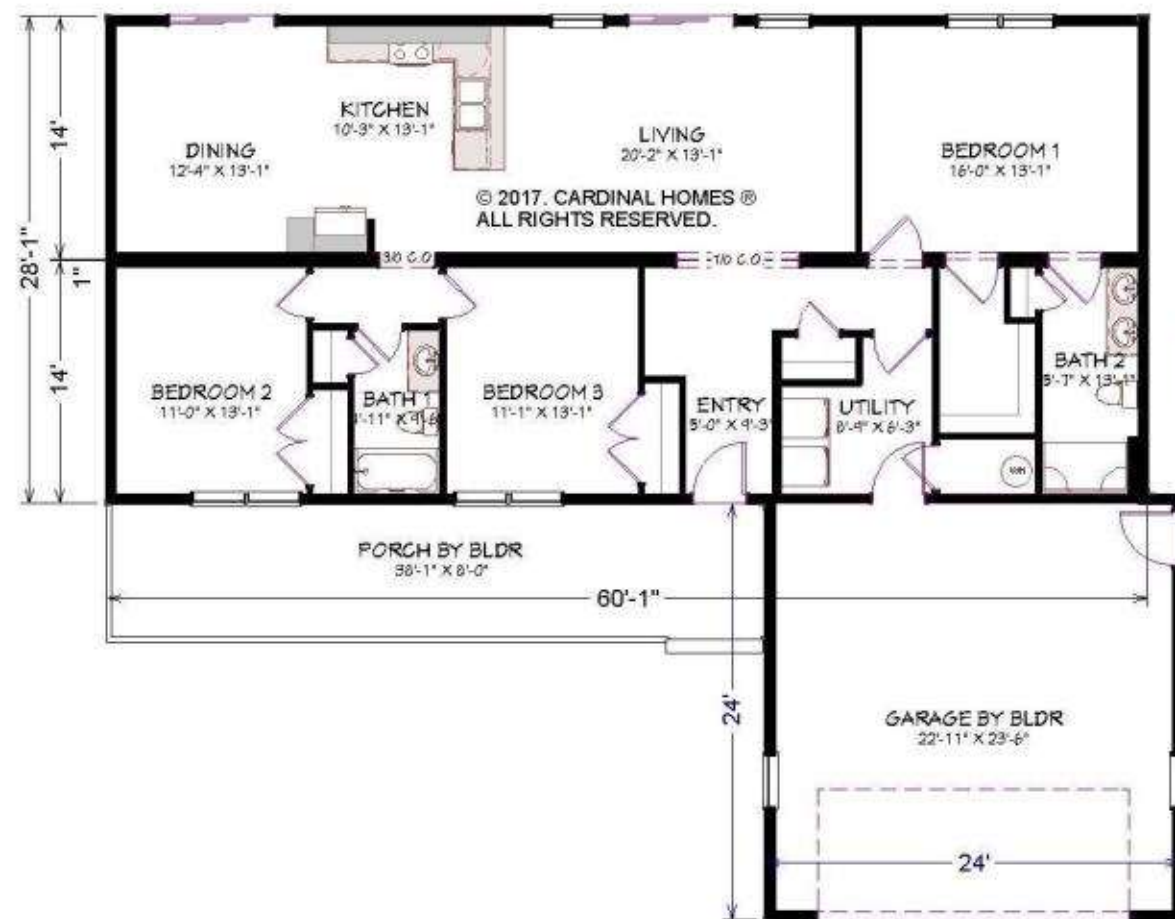


**CARDINAL HOMES®**

## Value Living Collection

### EMERY

**1680 Sq. Ft.  
60'-0" x 28'-0"**



BASEMENT ALTERNATE



**Cardinal Homes®**

Kituwah Manufacturing, LLC  
d/b/a Cardinal Homes®

525 Barnesville Highway  
Wylliesburg, VA 23976

(434)735-8111

[www.cardinalhomes.com](http://www.cardinalhomes.com)

© 2017. Cardinal Homes®  
All Rights Reserved.  
For more detailed information including  
dimensions refer to working drawings.

Optional decorative exterior features that are shown on  
renderings are not included in default pricing. Always  
refer to sales order for exact specifications and options.



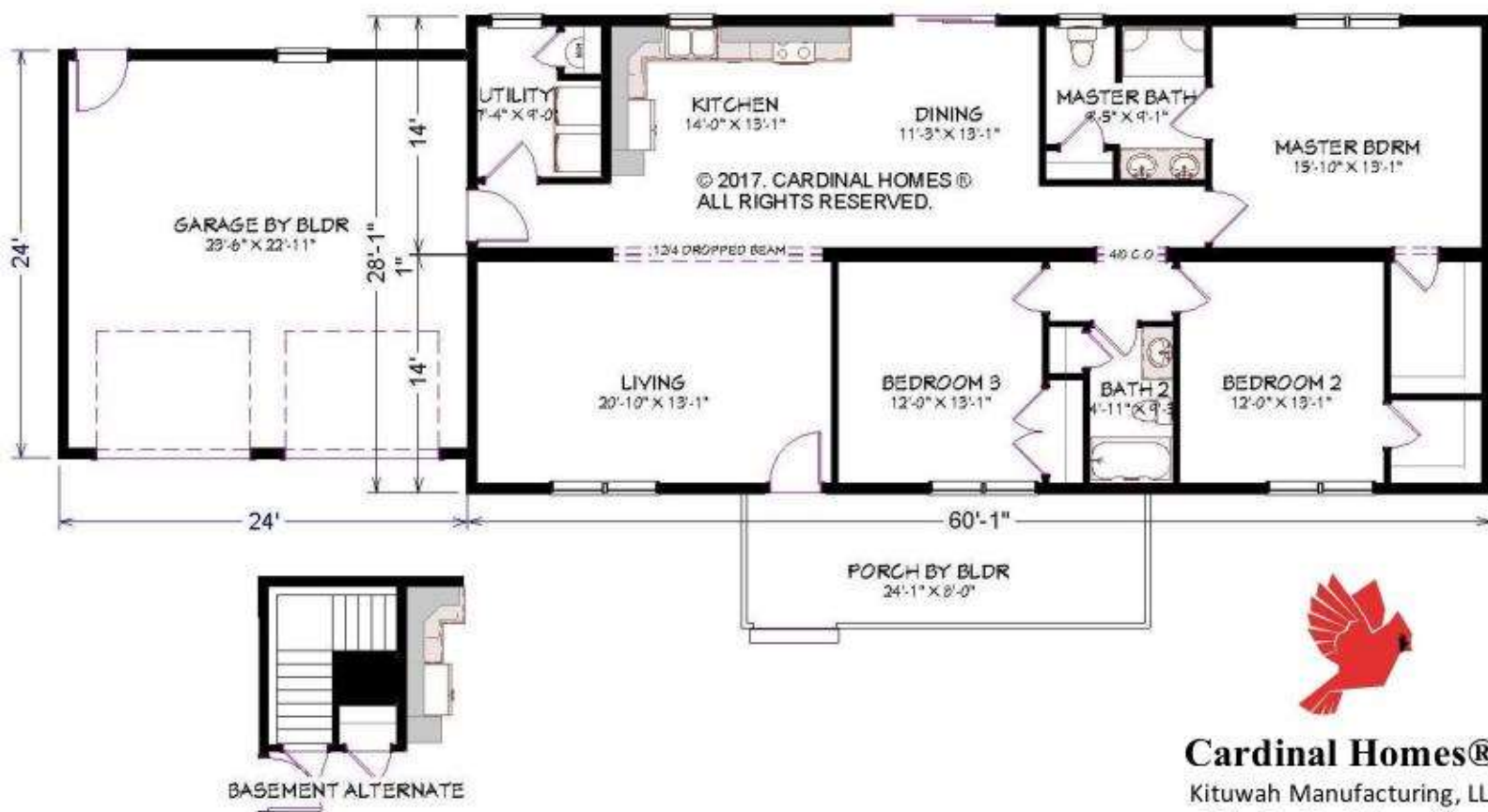


**CARDINAL HOMES®**

## *Value Living Collection*

**1680 SQ. FT.  
60'-0" X 28'-0"**

**HANNAH**



**Cardinal Homes®**

Kituwah Manufacturing, LLC  
d/b/a Cardinal Homes®  
525 Barnesville Highway  
Wylliesburg, VA 23976  
(434) 735-8111  
[www.cardinalhomes.com](http://www.cardinalhomes.com)

© 2017, Cardinal Homes®  
All Rights Reserved.  
For more detailed information including  
dimensions refer to working drawings.

Optional decorative exterior features that are shown on  
renderings are not included in default pricing. Always  
refer to sales order for exact specifications and options.





**CARDINAL HOMES®**

*Classic Living Collection*

**SIDNEY II**

**1680 SQ. FT.  
60'-0" X 28'-0"**



Optional decorative exterior features that are shown on renderings are not included in default pricing. Always refer to sales order for exact specifications and options.

© 2019. Cardinal Homes®  
All Rights Reserved.

For more detailed information including dimensions refer to working drawings.



BASEMENT ALTERNATE



**Cardinal Homes®**

Kituwah Manufacturing, LLC  
d/b/a Cardinal Homes®  
525 Barnesville Highway  
Wylliesburg, VA 23976  
(434)735-8111  
[www.cardinalhomes.com](http://www.cardinalhomes.com)





ELEVATION A

CARDINAL HOMES®

# Classic Living Collection CHARLESTON

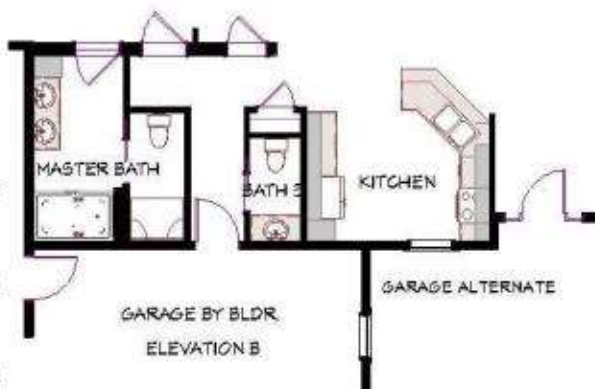


ELEVATION B

Shown with site built garage

1722 SQ. FT.

64'-0" x 28'-0"



## FLOOR PLAN

Matches Elevation A rendering



**Cardinal Homes®**

Kituwah Manufacturing, LLC  
d/b/a Cardinal Homes®  
525 Barnesville Highway  
Wylliesburg, VA 23976  
(434)735-8111  
[www.cardinalhomes.com](http://www.cardinalhomes.com)

Optional decorative exterior features that are shown on renderings are not included in default pricing. Always refer to sales order for exact specifications and options.

© 2017, Cardinal Homes®  
All Rights Reserved.

For more detailed information including dimensions refer to working drawings.





**ELEVATION A**  
Shown with site built Garage

## Value Living Collection

**CARDINAL HOMES®**

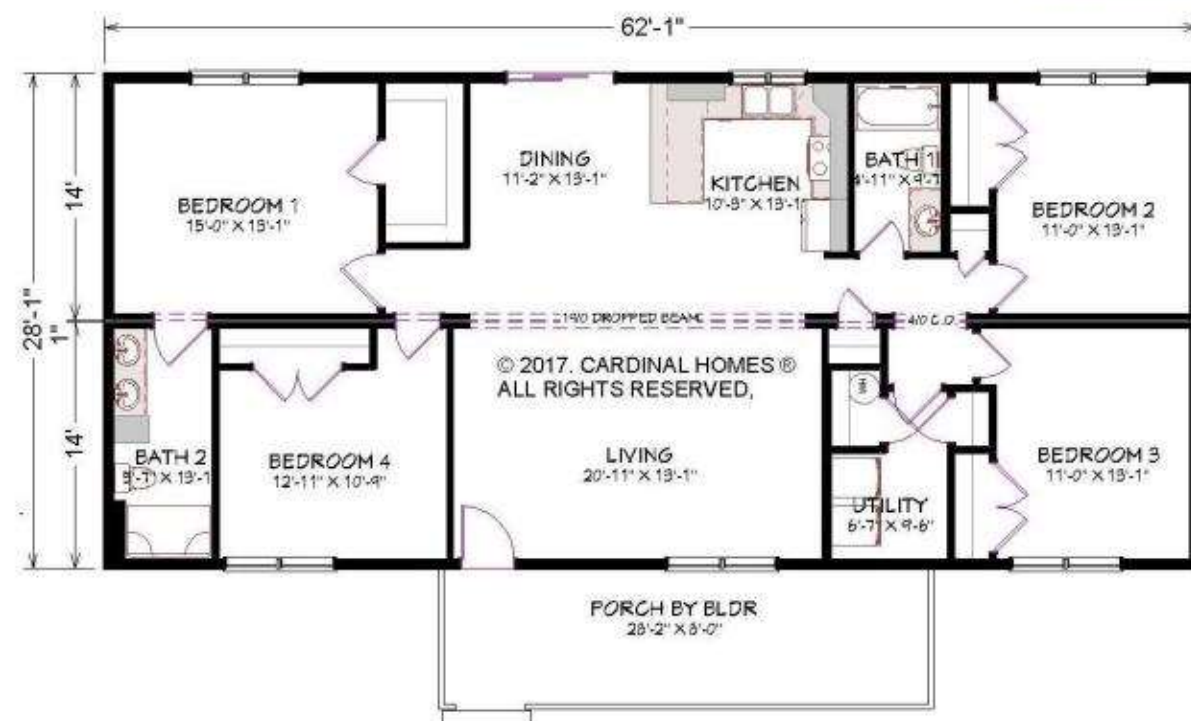
# ADDISON

**1736 SQ. FT.**  
**62'-0" X 28'-0"**

**FLOOR PLAN**  
Matches Elevation B rendering



**ELEVATION B**



**BASEMENT ALTERNATE**



**Cardinal Homes®**

Kituwah Manufacturing, LLC  
d/b/a Cardinal Homes®  
525 Barnesville Highway  
Wylliesburg, VA 23976  
(434)735-8111  
[www.cardinalhomes.com](http://www.cardinalhomes.com)

© 2017. Cardinal Homes®  
All Rights Reserved.  
For more detailed information including  
dimensions refer to working drawings.

Optional decorative exterior features that are shown on  
renderings are not included in default pricing. Always  
refer to sales order for exact specifications and options.

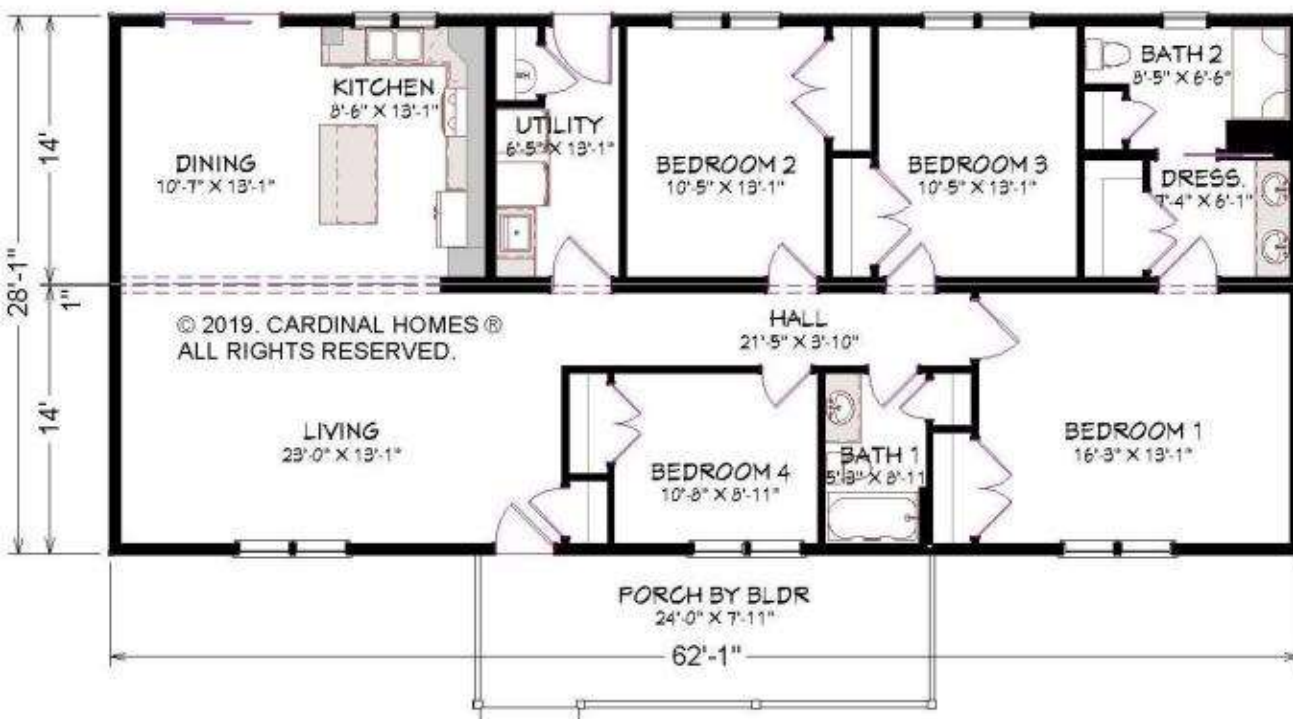




**CARDINAL HOMES®**

## *Classic Living Collection* **LANDON II**

**1736 SQ. FT.**  
**62'-0" X 28'-0"**



**Cardinal Homes®**

Kituwah Manufacturing, LLC  
d/b/a Cardinal Homes®  
525 Barnesville Highway  
Wylliesburg, VA 23976  
(434)735-8111  
[www.cardinalhomes.com](http://www.cardinalhomes.com)

Optional decorative exterior features that are shown on renderings are not included in default pricing. Always refer to sales order for exact specifications and options.

© 2019. Cardinal Homes®  
All Rights Reserved.

For more detailed information including dimensions refer to working drawings.





CARDINAL HOMES®

# Classic Living Collection

## HASTINGS II

1754 Sq. Ft.  
62'-0" x 29'-9"



Optional decorative exterior features that are shown on renderings are not included in default pricing. Always refer to sales order for exact specifications and options.



**Cardinal Homes®**  
Kituwah Manufacturing, LLC  
d/b/a Cardinal Homes®  
525 Barnesville Highway  
Wylliesburg, VA 23976  
(434)735-8111  
[www.cardinalhomes.com](http://www.cardinalhomes.com)

© 2019. Cardinal Homes®  
All Rights Reserved.  
For more detailed information including dimensions refer to working drawings.



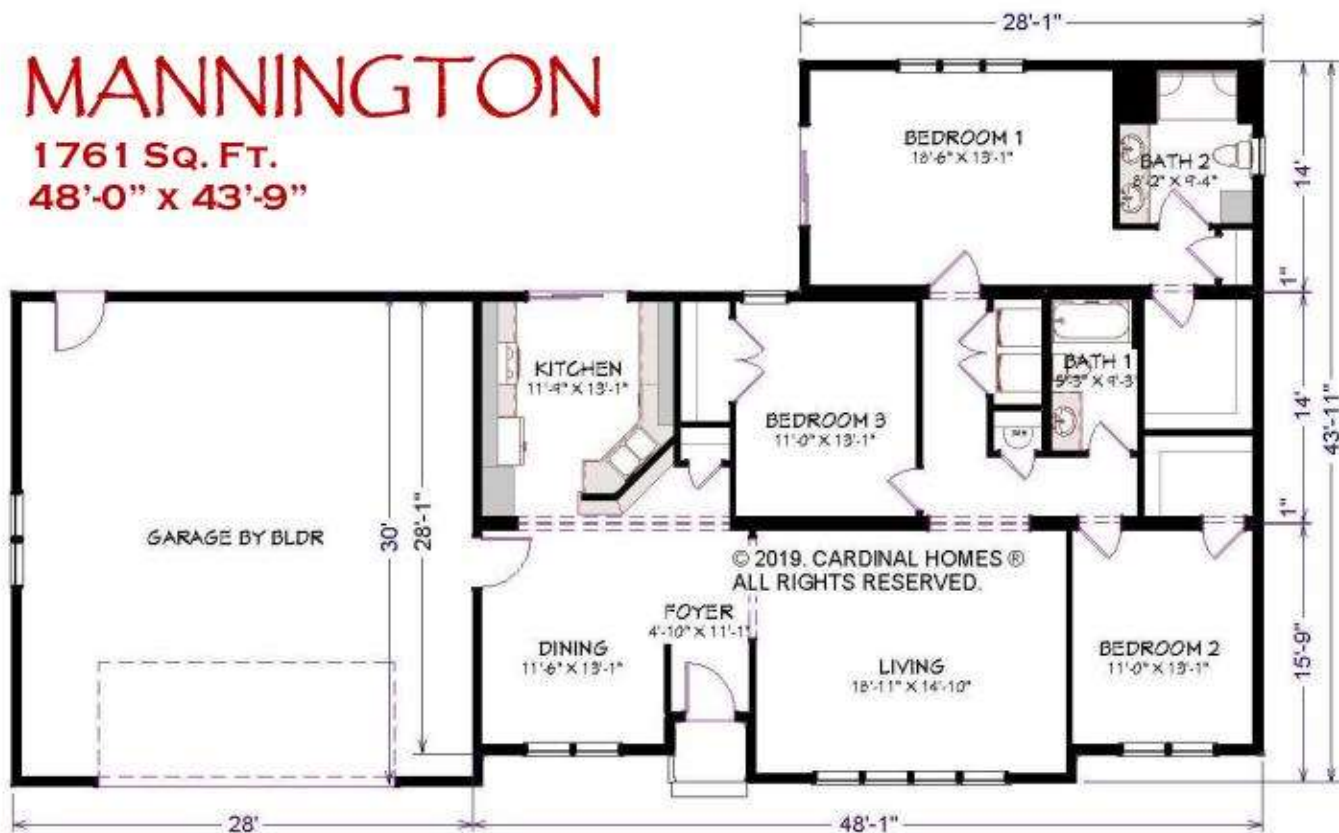


CARDINAL HOMES®

## Classic Living Collection

### MANNINGTON

1761 SQ. FT.  
48'-0" X 43'-9"



Optional decorative exterior features that are shown on renderings are not included in default pricing. Always refer to sales order for exact specifications and options.



**Cardinal Homes®**

Kituwah Manufacturing, LLC  
d/b/a Cardinal Homes®  
525 Barnesville Highway  
Wylliesburg, VA 23976  
(434)735-8111  
[www.cardinalhomes.com](http://www.cardinalhomes.com)



BASEMENT ALTERNATE

© 2019. Cardinal Homes®  
All Rights Reserved.

For more detailed information including dimensions refer to working drawings.



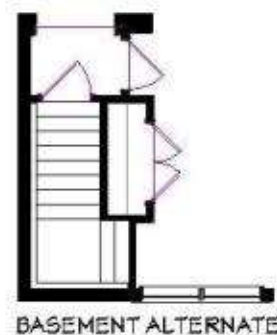
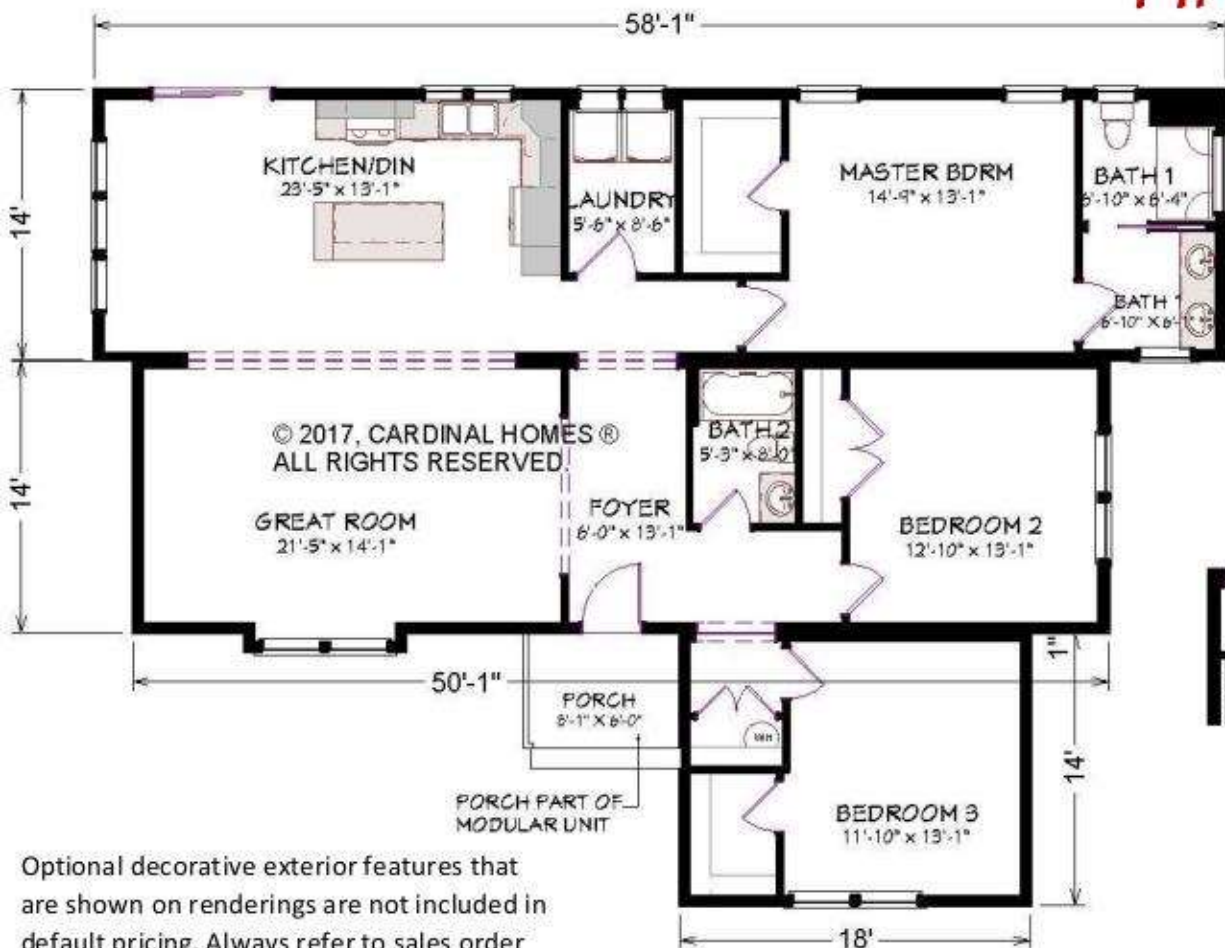


CARDINAL HOMES®

## Classic Living Collection

### PINEWOOD

1764 Sq. Ft.  
58'-0" x 42'-2"



**Cardinal Homes®**

Kituwah Manufacturing, LLC  
d/b/a Cardinal Homes®  
525 Barnesville Highway  
Wylliesburg, VA 23976  
(434)735-8111  
[www.cardinalhomes.com](http://www.cardinalhomes.com)

Optional decorative exterior features that are shown on renderings are not included in default pricing. Always refer to sales order for exact specifications and options.

© 2017. Cardinal Homes®  
All Rights Reserved.

For more detailed information including dimensions refer to working drawings.

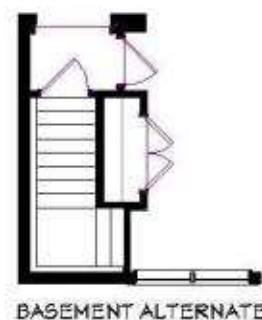




**CARDINAL HOMES®**

## *Classic Living Collection* **HARTWELL**

**1764 SQ. FT.  
58'-0" X 42'-2"**



**Cardinal Homes®**

Kituwah Manufacturing, LLC  
d/b/a Cardinal Homes®  
525 Barnesville Highway  
Wylliesburg, VA 23976  
(434)735-8111  
[www.cardinalhomes.com](http://www.cardinalhomes.com)

Optional decorative exterior features that are shown on renderings are not included in default pricing. Always refer to sales order for exact specifications and options.

© 2017. Cardinal Homes®  
All Rights Reserved.

For more detailed information including dimensions refer to working drawings.



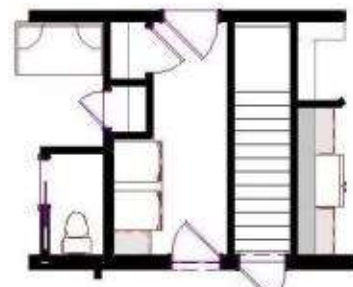


## CARDINAL HOMES®

Optional decorative exterior features that are shown on renderings are not included in default pricing. Always refer to sales order for exact specifications and options.

# Classic Living Collection WENTWORTH

**1764 SQ. FT.**  
**52'-0" X 42'-0"**



BASEMENT ALTERNATE



## Cardinal Homes®

Kituwah Manufacturing, LLC  
d/b/a Cardinal Homes®  
525 Barnesville Highway  
Wylliesburg, VA 23976  
(434)735-8111  
[www.cardinalhomes.com](http://www.cardinalhomes.com)

© 2019. Cardinal Homes®  
All Rights Reserved.

For more detailed information including  
dimensions refer to working drawings.





**CARDINAL HOMES®**

## *Classic Living Collection* **WENTWORTH II**

**1764 SQ. FT.**  
**52'-0" X 42'-0"**

Optional decorative exterior features that are shown on renderings are not included in default pricing. Always refer to sales order for exact specifications and options.

© 2019. Cardinal Homes®  
All Rights Reserved.  
For more detailed information including dimensions refer to working drawings.

← **FRONT ELEVATION**



**Cardinal Homes®**

Kituwah Manufacturing, LLC  
d/b/a Cardinal Homes®  
525 Barnesville Highway  
Wylliesburg, VA 23976  
(434)735-8111  
[www.cardinalhomes.com](http://www.cardinalhomes.com)







**CARDINAL HOMES®**

## *Classic Living Collection* **CHARLESTON II**

**1778 SQ. FT.  
64'-0" X 28'-0"**

Optional decorative exterior features that are shown on renderings are not included in default pricing. Always refer to sales order for exact specifications and options.



**Cardinal Homes®**

Kitawah Manufacturing, LLC  
d/b/a Cardinal Homes®  
525 Barnesville Highway  
Wylliesburg, VA 23976  
(434)735-8111  
[www.cardinalhomes.com](http://www.cardinalhomes.com)

© 2019, Cardinal Homes®  
All Rights Reserved.

For more detailed information including dimensions refer to working drawings.





**ELEVATION A** - Shown with site built garage

**CARDINAL HOMES®**



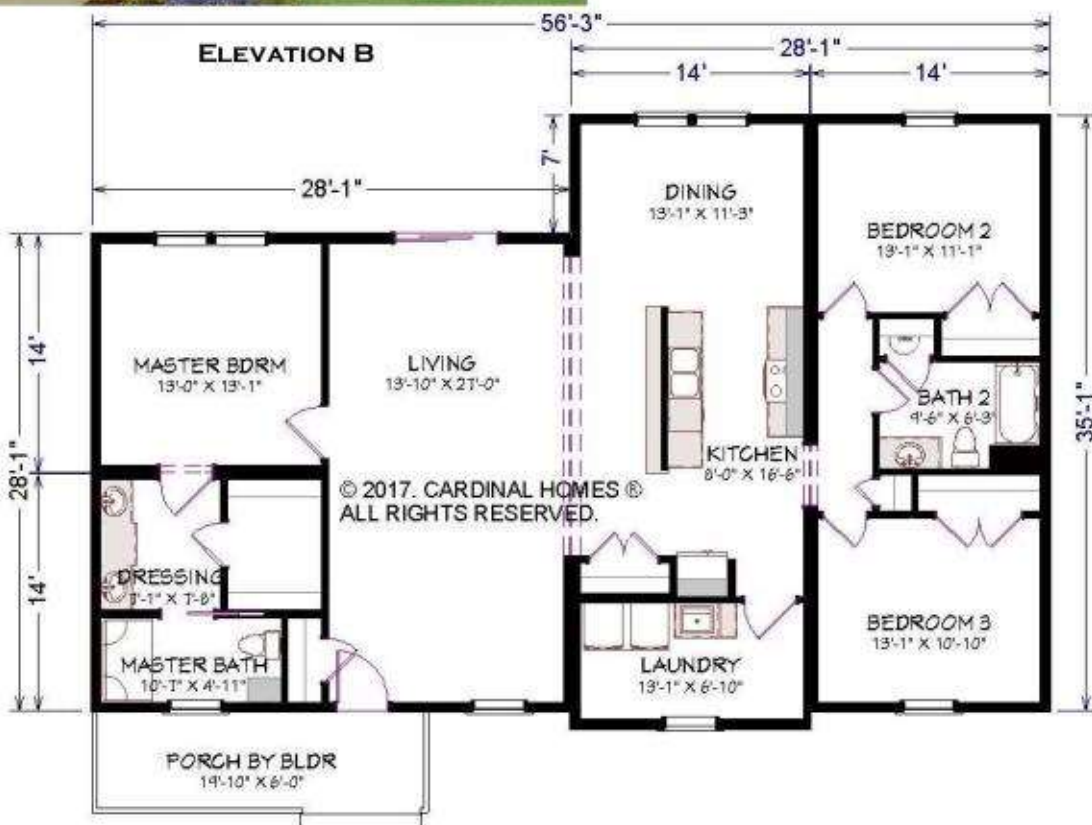
**FLOOR PLAN**

Matches Elevation B rendering

# Classic Living Collection SOUTHAMPTON

**1778 SQ. FT.  
56'-3" X 36'-0"**

Optional decorative exterior features that are shown on renderings are not included in default pricing. Always refer to sales order for exact specifications and options.



**BASEMENT ALTERNATE**



**Cardinal Homes®**

Kituwah Manufacturing, LLC  
d/b/a Cardinal Homes®  
525 Barnesville Highway  
Wylliesburg, VA 23976  
(434)735-8111  
[www.cardinalhomes.com](http://www.cardinalhomes.com)

© 2017. Cardinal Homes®  
All Rights Reserved.

For more detailed information including dimensions refer to working drawings.





ELEVATION A - Shown with site built garage

CARDINAL HOMES®

## Classic Living Collection RANDOLPH II

1792 SQ. FT.  
64'-0" x 28'-0"

Optional decorative exterior features that are shown on renderings are not included in default pricing. Always refer to sales order for exact specifications and options.



ELEVATION B

### FLOOR PLAN

Matches Elevation A rendering



**Cardinal Homes®**

Kitawah Manufacturing, LLC  
d/b/a Cardinal Homes®  
525 Barnesville Highway  
Wylliesburg, VA 23976  
(434)735-8111  
www.cardinalhomes.com

© 2017, Cardinal Homes®  
All Rights Reserved.

For more detailed information including dimensions refer to working drawings.





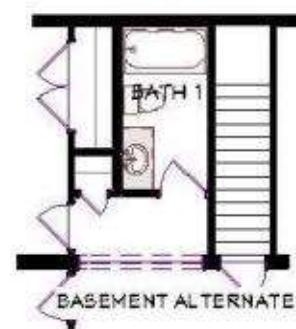
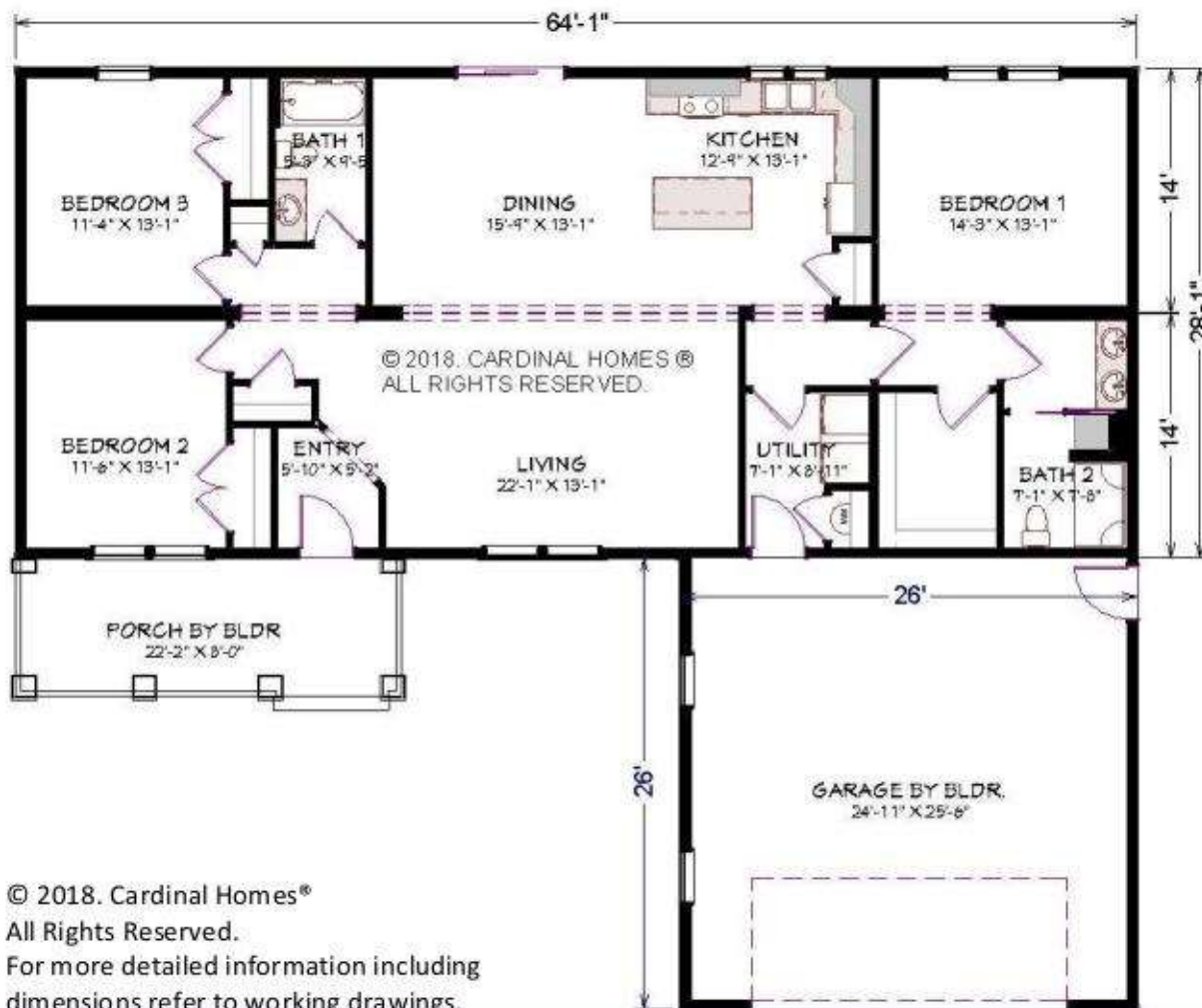
**CARDINAL HOMES®**

Optional decorative exterior features that are shown on renderings are not included in default pricing. Always refer to sales order for exact specifications and options.

## *Classic Living Collection*

# BURKE

**1792 Sq. Ft.  
64'-0" x 28'-0"**



**Cardinal Homes®**

Kituwah Manufacturing, LLC  
d/b/a Cardinal Homes®  
525 Barnesville Highway  
Wylliesburg, VA 23976  
(434) 735-8111  
[www.cardinalhomes.com](http://www.cardinalhomes.com)

© 2018. Cardinal Homes®  
All Rights Reserved.

For more detailed information including  
dimensions refer to working drawings.





**CARDINAL HOMES®**

## Value Living Collection



BASEMENT ALTERNATE

### ADELINE

1792 Sq. Ft.  
64'-0" x 28'-0"



**Cardinal Homes®**

Kituwah Manufacturing, LLC  
d/b/a Cardinal Homes®

525 Barnesville Highway  
Wylliesburg, VA 23976

(434) 735-8111

[www.cardinalhomes.com](http://www.cardinalhomes.com)

© 2017. Cardinal Homes®  
All Rights Reserved.

For more detailed information including  
dimensions refer to working drawings.

Optional decorative exterior features that are shown on  
renderings are not included in default pricing. Always  
refer to sales order for exact specifications and options.

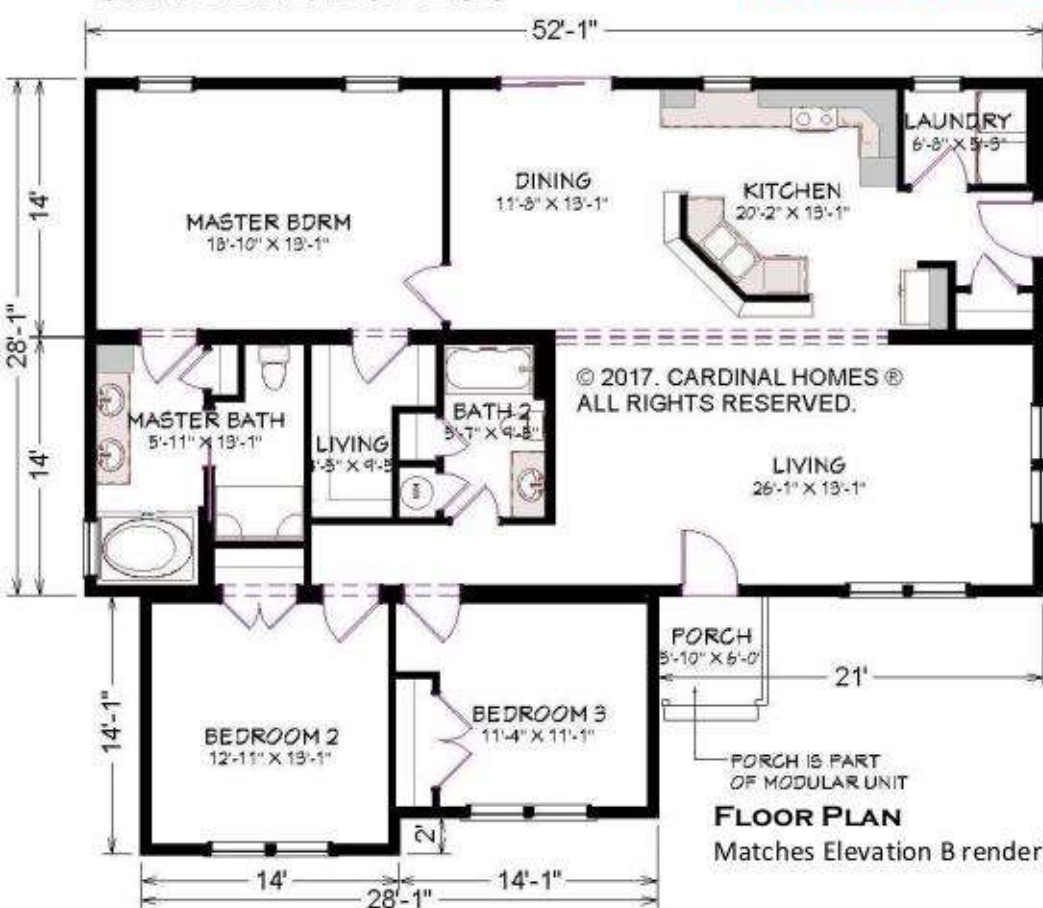




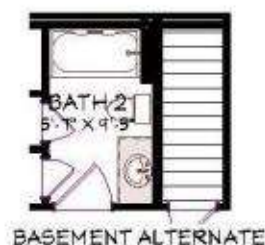
ELEVATION A - Shown with site built garage

## Classic Living Collection KAYLAND II

1820 SQ. FT.  
52'-0" X 42'-2"



ELEVATION B



**Cardinal Homes®**

Kitawah Manufacturing, LLC  
d/b/a Cardinal Homes®  
525 Barnesville Highway  
Wylliesburg, VA 23976  
(434) 735-8111  
[www.cardinalhomes.com](http://www.cardinalhomes.com)

Optional decorative exterior features that are shown on renderings are not included in default pricing. Always refer to sales order for exact specifications and options.

© 2017. Cardinal Homes®  
All Rights Reserved.

For more detailed information including dimensions refer to working drawings.





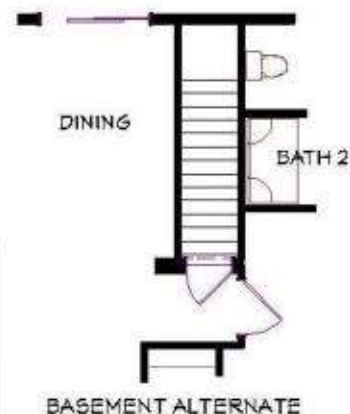
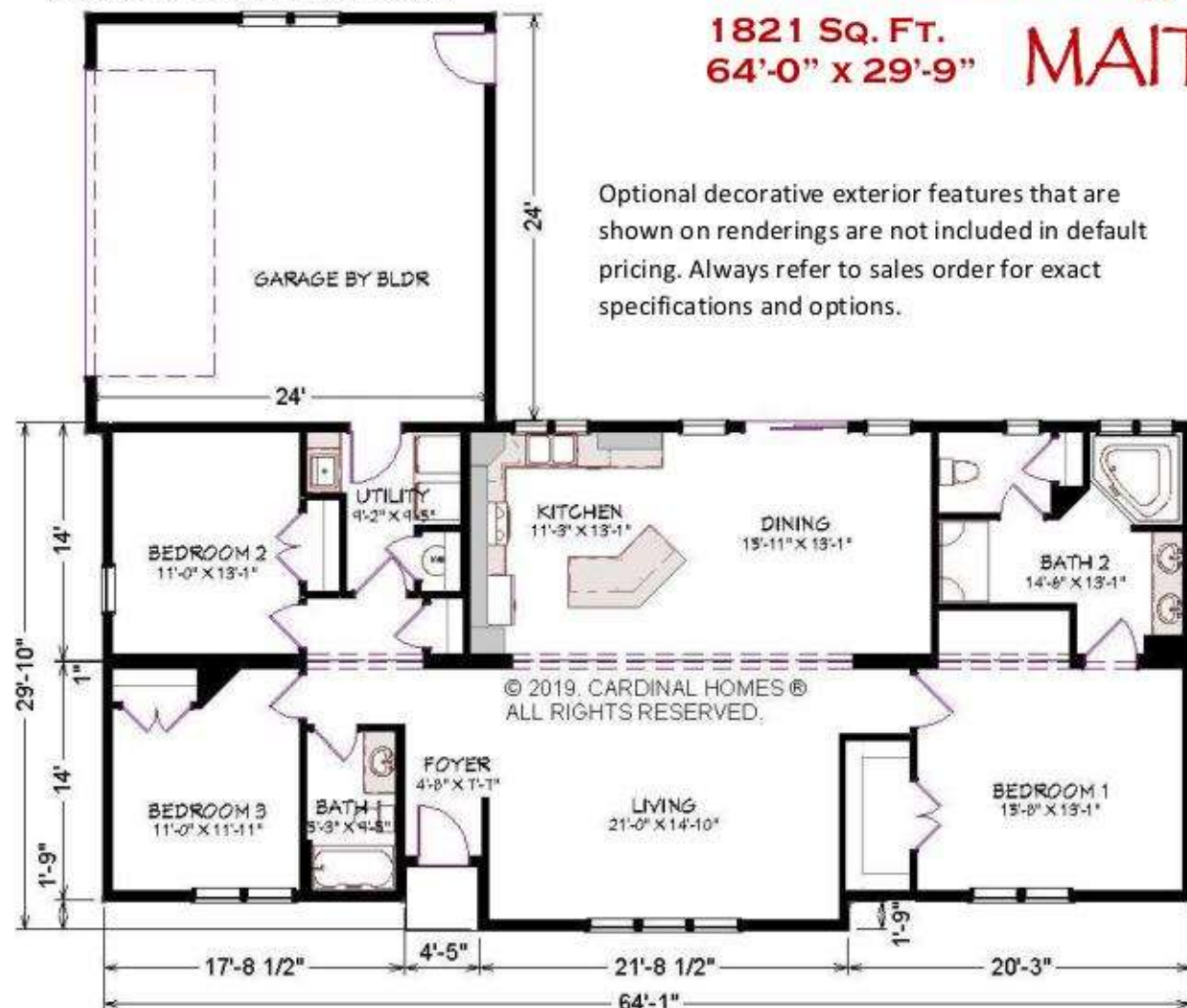
**CARDINAL HOMES®**

## Classic Living Collection

**1821 SQ. FT.  
64'-0" X 29'-9"**

**MAITLAND II**

Optional decorative exterior features that are shown on renderings are not included in default pricing. Always refer to sales order for exact specifications and options.



**Cardinal Homes®**

Kituwah Manufacturing, LLC  
d/b/a Cardinal Homes®  
525 Barnesville Highway  
Wylliesburg, VA 23976  
(434)735-8111  
[www.cardinalhomes.com](http://www.cardinalhomes.com)

© 2019. Cardinal Homes®

All Rights Reserved.

For more detailed information including dimensions refer to working drawings.

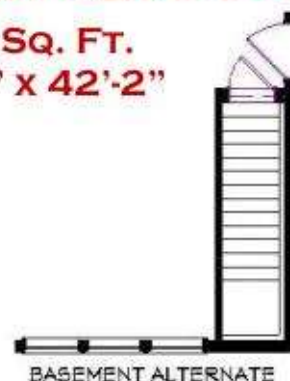
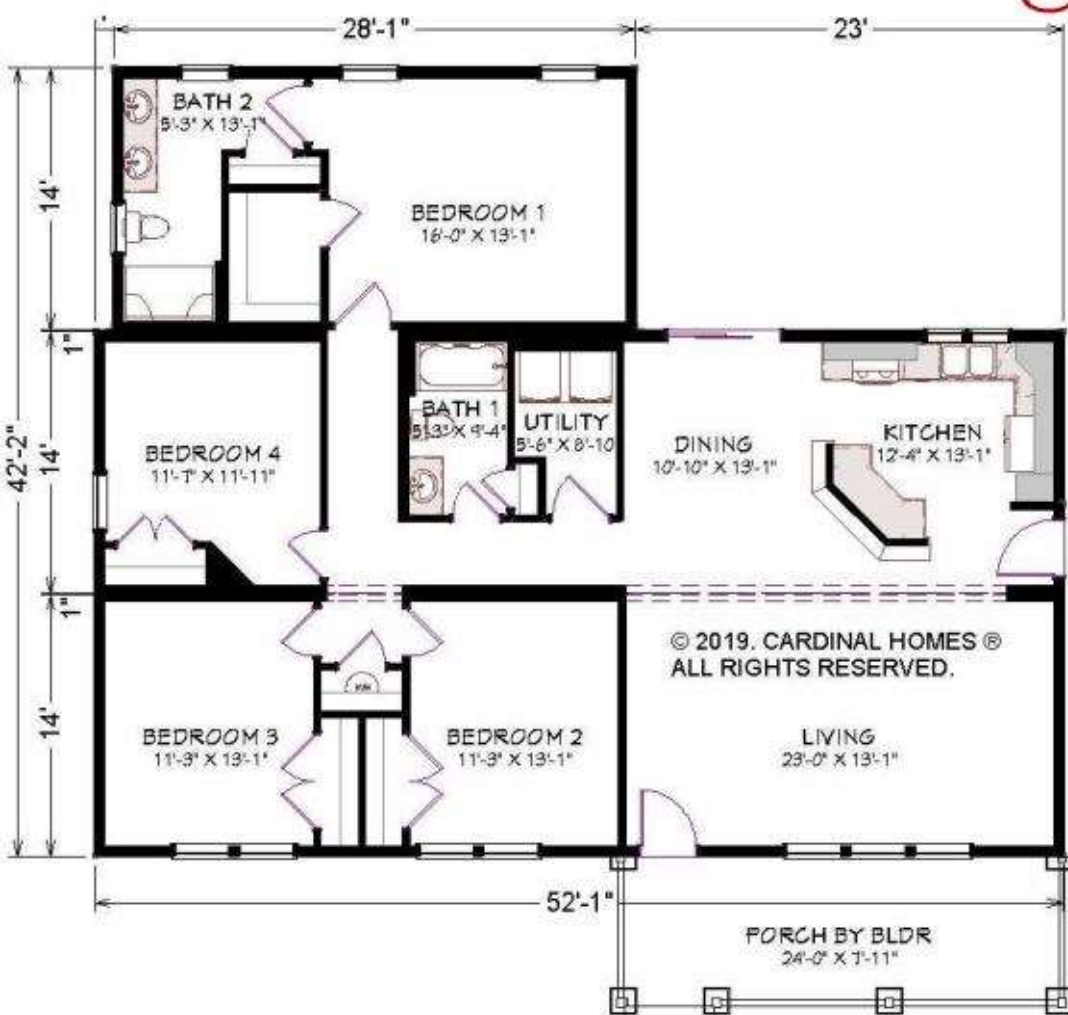




CARDINAL HOMES®

## Classic Living Collection SHERWOOD II

1848 Sq. Ft.  
52'-0" x 42'-2"



BASEMENT ALTERNATE

Optional decorative exterior features that are shown on renderings are not included in default pricing. Always refer to sales order for exact specifications and options.



**Cardinal Homes®**

Kitawah Manufacturing, LLC  
d/b/a Cardinal Homes®  
525 Barnesville Highway  
Wylliesburg, VA 23976  
(434)735-8111  
[www.cardinalhomes.com](http://www.cardinalhomes.com)

© 2019. Cardinal Homes®  
All Rights Reserved.

For more detailed information including dimensions refer to working drawings.





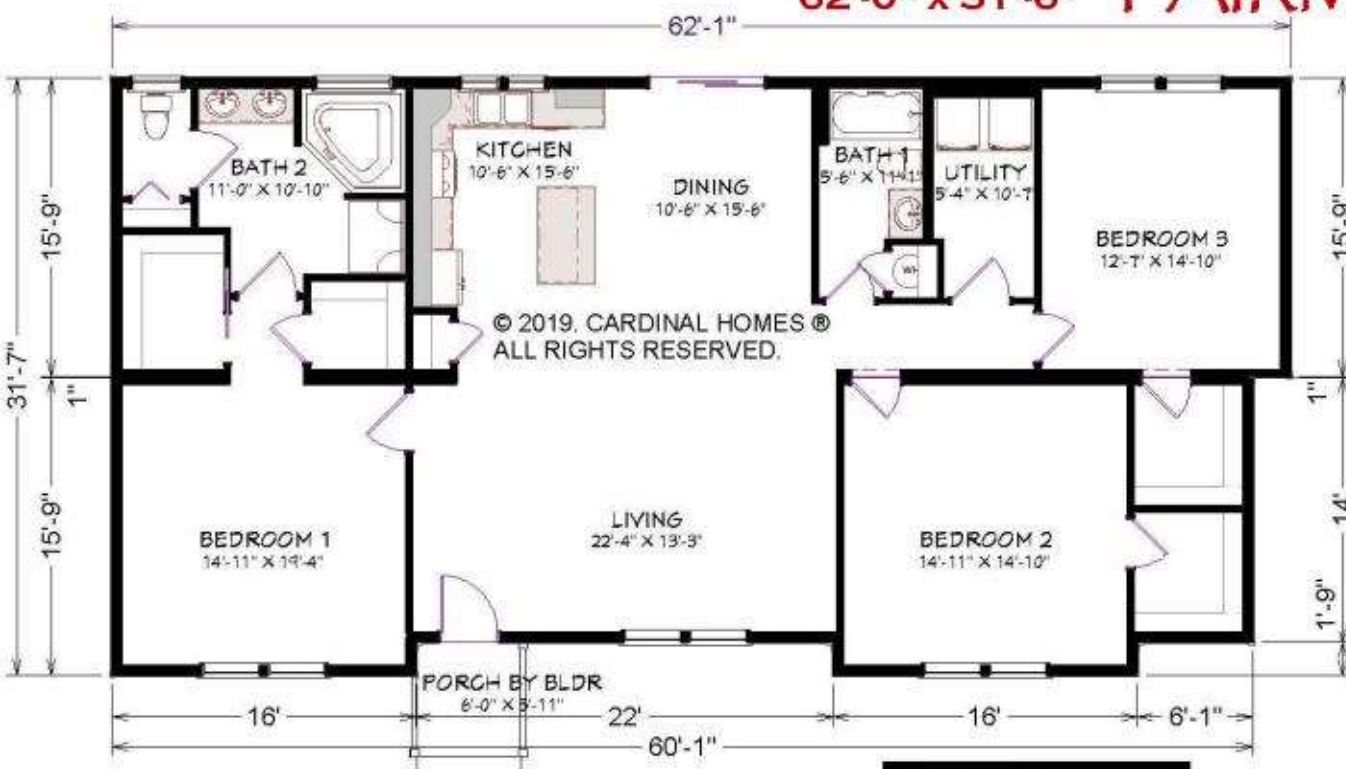
**CARDINAL HOMES®**

## Classic Living Collection

1873 SQ. FT.

62'-0" x 31'-6"

## FAIRMONT



**Cardinal Homes®**

Kitawah Manufacturing, LLC

d/b/a Cardinal Homes®

525 Barnesville Highway

Wylliesburg, VA 23976

(434)735-8111

[www.cardinalhomes.com](http://www.cardinalhomes.com)

Optional decorative exterior features that are shown on renderings are not included in default pricing. Always refer to sales order for exact specifications and options.

© 2019. Cardinal Homes®  
All Rights Reserved.

For more detailed information including dimensions refer to working drawings.





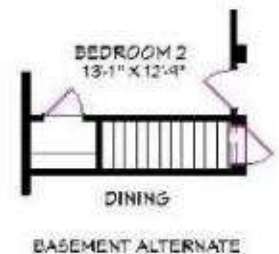
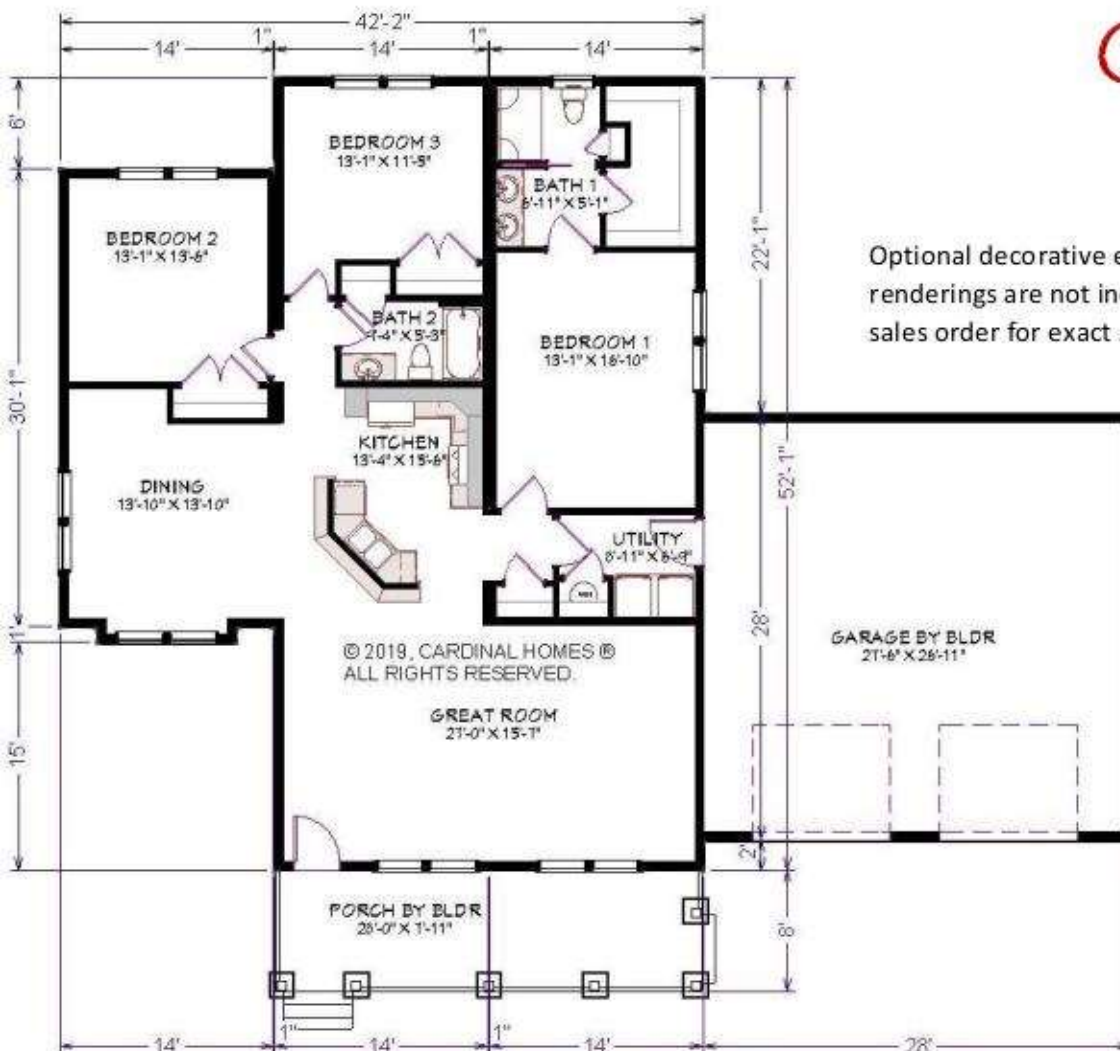
**CARDINAL HOMES®**

## Classic Living Collection

### CARLTON II

**1885 SQ. FT.  
42'-2" X 52'-0"**

Optional decorative exterior features that are shown on renderings are not included in default pricing. Always refer to sales order for exact specifications and options.



**Cardinal Homes®**

Kituwah Manufacturing, LLC  
d/b/a Cardinal Homes®

525 Barnesville Highway  
Wylliesburg, VA 23976

(434)735-8111

[www.cardinalhomes.com](http://www.cardinalhomes.com)

© 2019. Cardinal Homes®

All Rights Reserved.

For more detailed information including dimensions refer to working drawings.





**CARDINAL HOMES®**

## *Classic Living Collection*

### BOYDTON II

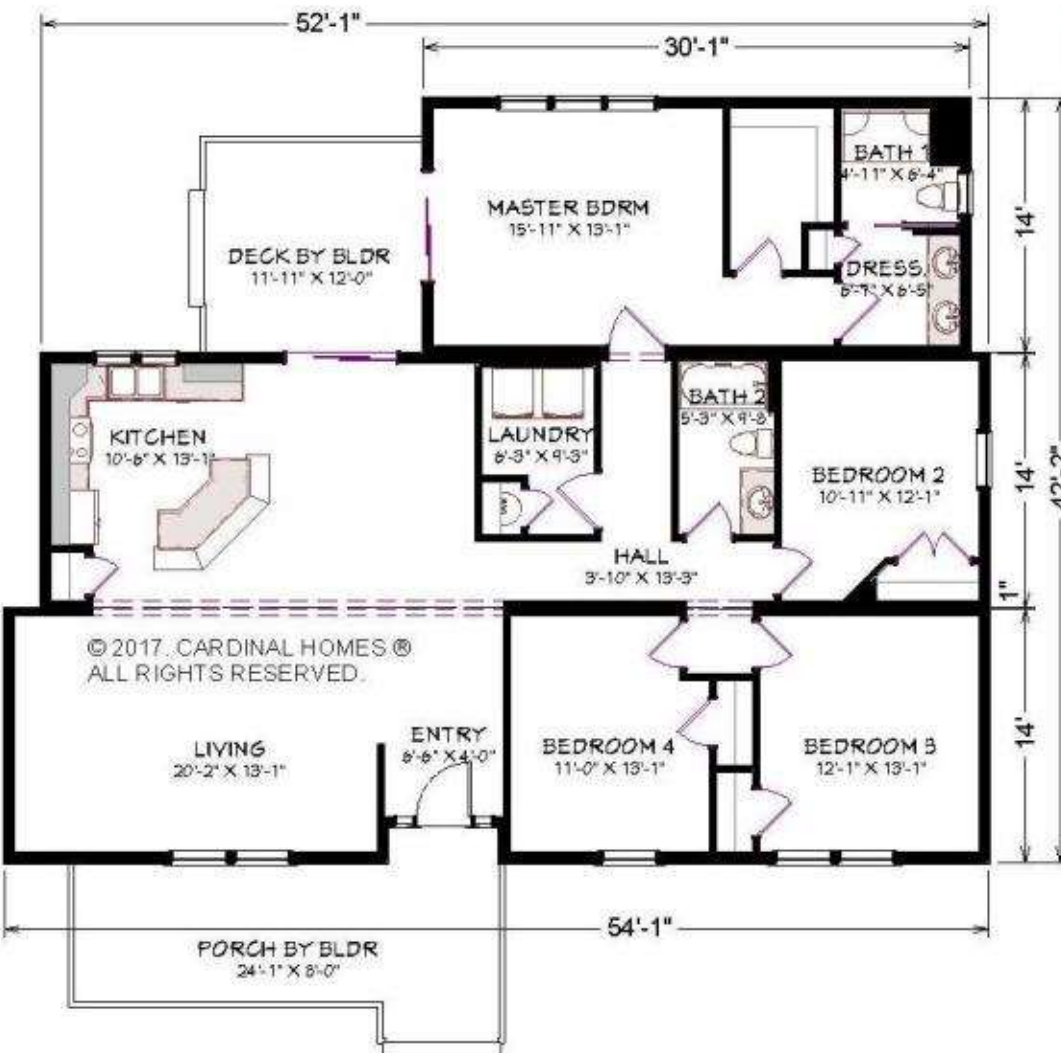
**1892 Sq. Ft.  
54'-0" X 42'-2"**

Optional decorative exterior features that are shown on renderings are not included in default pricing. Always refer to sales order for exact specifications and options.



**Cardinal Homes®**

Kituwah Manufacturing, LLC  
d/b/a Cardinal Homes®  
525 Barnesville Highway  
Wylliesburg, VA 23976  
(434)735-8111  
[www.cardinalhomes.com](http://www.cardinalhomes.com)



© 2017. Cardinal Homes®  
All Rights Reserved.

For more detailed information including dimensions refer to working drawings.





**CARDINAL HOMES®**

## *Classic Living Collection* **DORCHESTER**

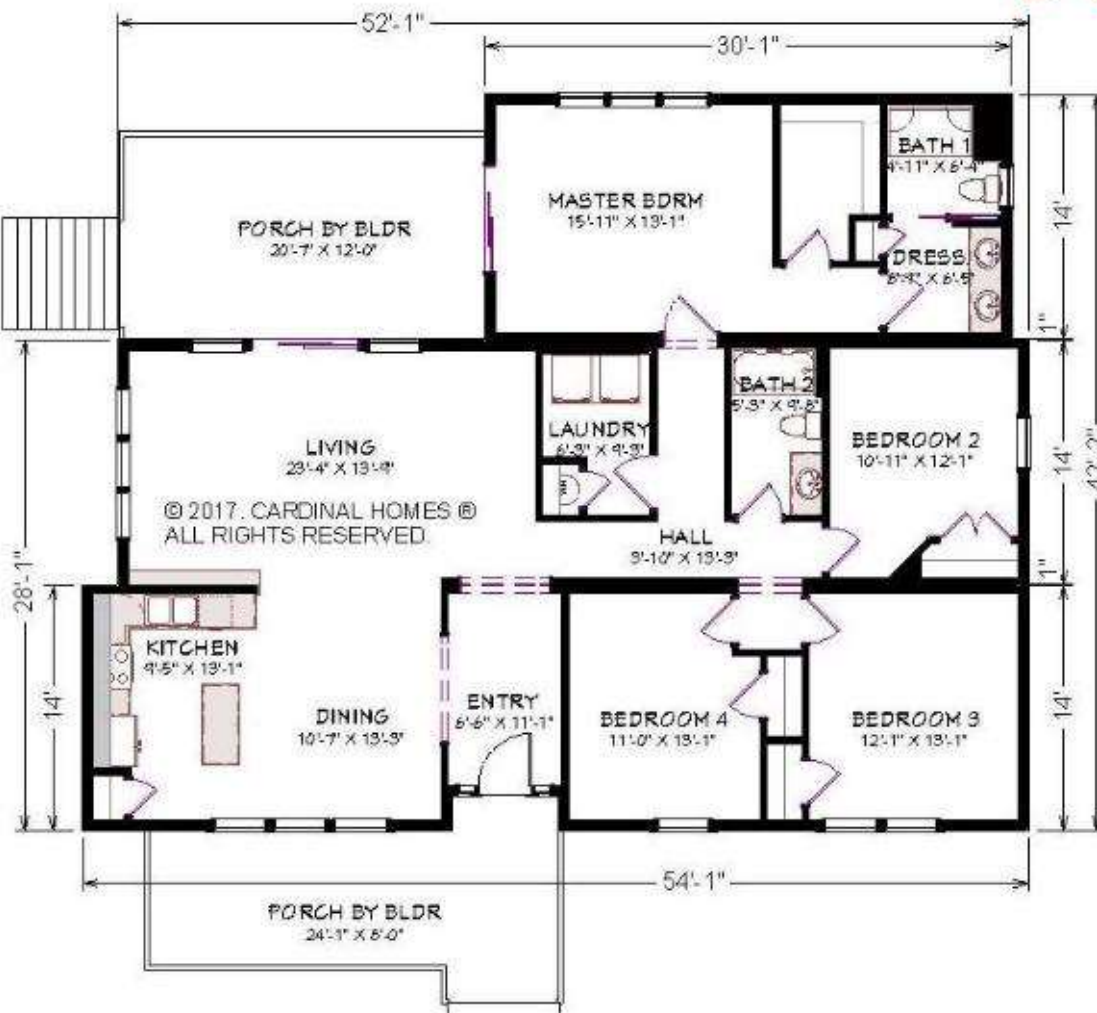
**1892 SQ. FT.  
54'-0" X 42'-2"**

Optional decorative exterior features that are shown on renderings are not included in default pricing. Always refer to sales order for exact specifications and options.



**Cardinal Homes®**

Kituwah Manufacturing, LLC  
d/b/a Cardinal Homes®  
525 Barnesville Highway  
Wylliesburg, VA 23976  
(434)735-8111  
[www.cardinalhomes.com](http://www.cardinalhomes.com)



© 2017. Cardinal Homes®  
All Rights Reserved.

For more detailed information including dimensions refer to working drawings.

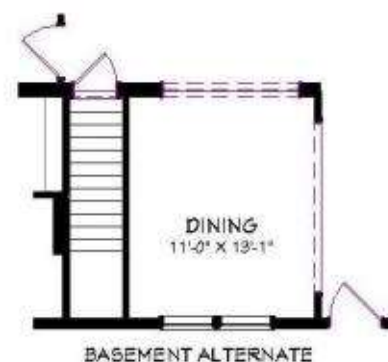
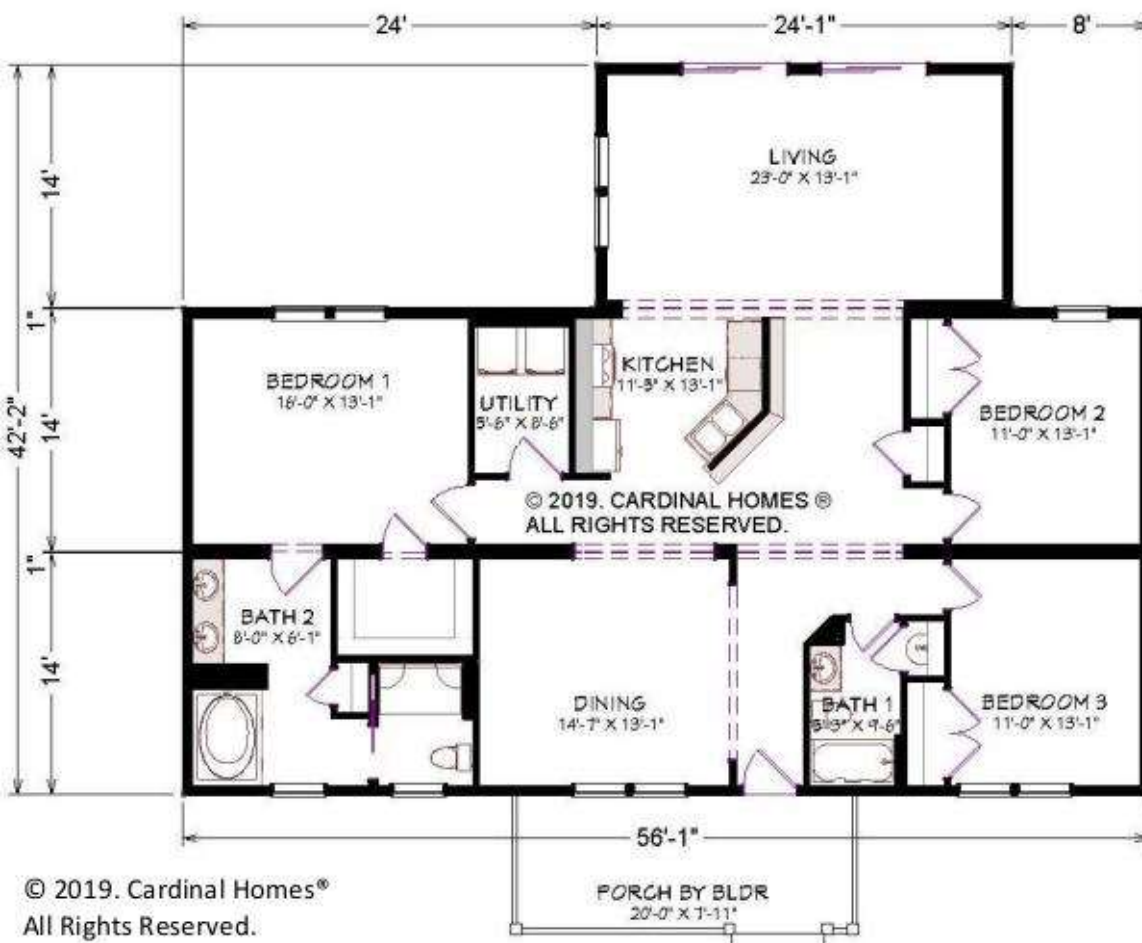




CARDINAL HOMES®

## Classic Living Collection BRAXTON

1904 Sq. Ft.  
56'-0" x 42'-2"



**Cardinal Homes®**

Kituwah Manufacturing, LLC  
d/b/a Cardinal Homes®  
525 Barnesville Highway  
Wylliesburg, VA 23976  
(434)735-8111  
[www.cardinalhomes.com](http://www.cardinalhomes.com)

© 2019. Cardinal Homes®  
All Rights Reserved.

For more detailed information including dimensions refer to working drawings.

Optional decorative exterior features that are shown on renderings are not included in default pricing. Always refer to sales order for exact specifications and options.



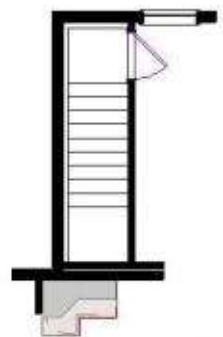
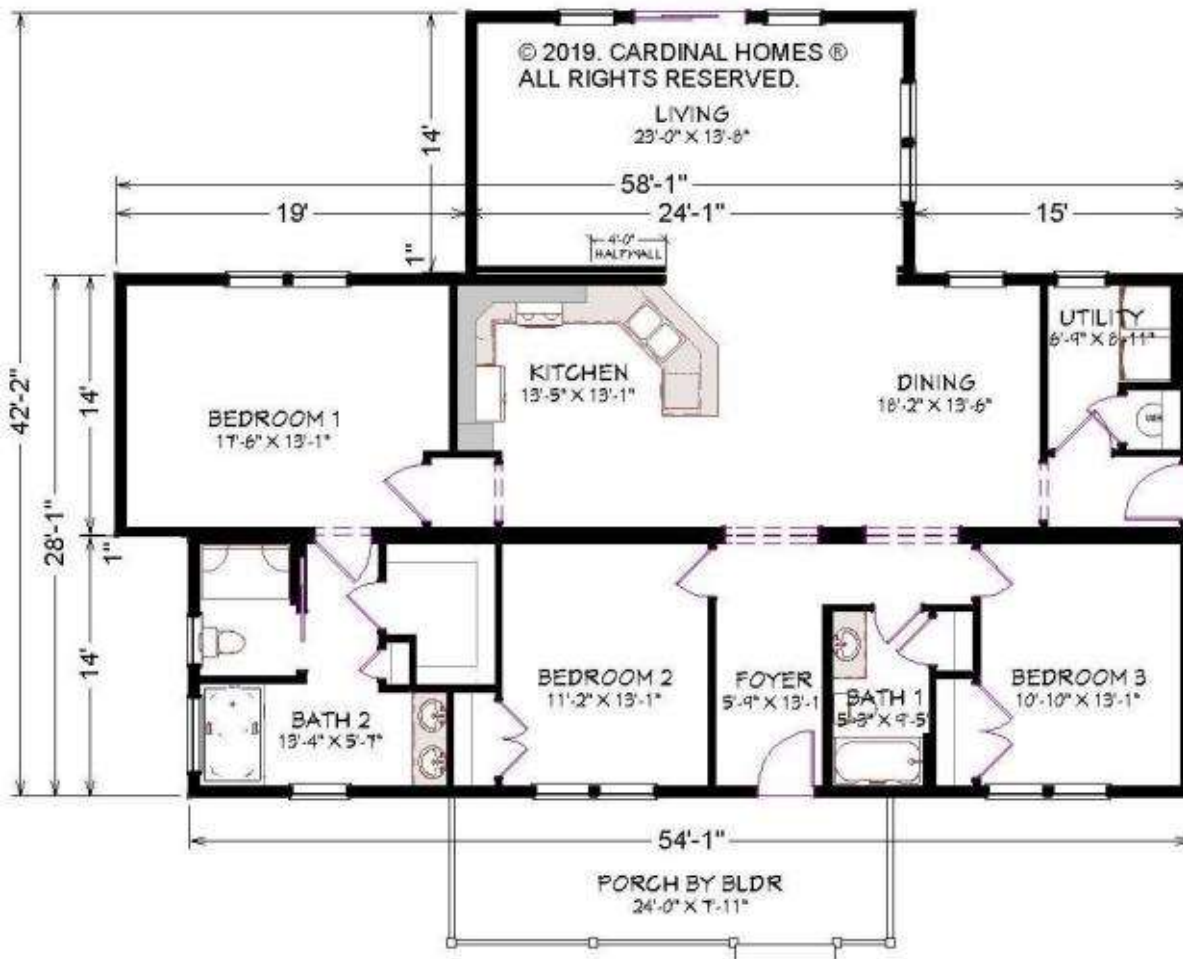


## CARDINAL HOMES®

Optional decorative exterior features that are shown on renderings are not included in default pricing. Always refer to sales order for exact specifications and options.

# Classic Living Collection MOORESVILLE

1904 SQ. FT.  
58'-0" X 42'-2"



BASEMENT ALTERNATE



## Cardinal Homes®

Kitawah Manufacturing, LLC  
d/b/a Cardinal Homes®  
525 Barnesville Highway  
Wylliesburg, VA 23976  
(434)735-8111  
[www.cardinalhomes.com](http://www.cardinalhomes.com)

© 2019. Cardinal Homes®  
All Rights Reserved.

For more detailed information including dimensions refer to working drawings.



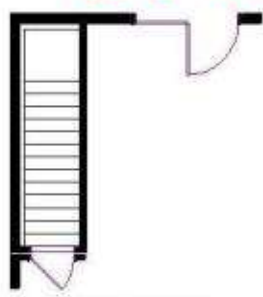
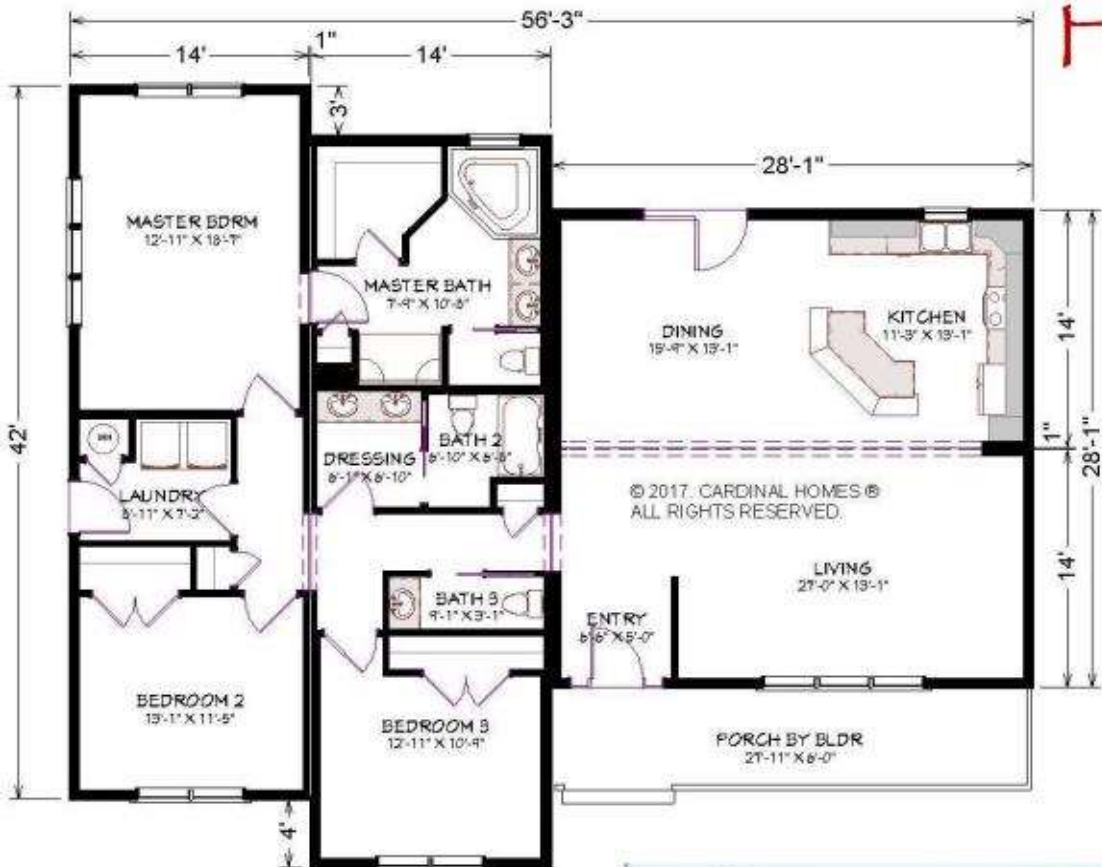


ELEVATION A - Shown with site built garage

CARDINAL HOMES®

# Classic Living Collection HAVERTON II

1974 SQ. FT.  
56'-3" X 46'-0"



BASEMENT ALTERNATE

Optional decorative exterior features that are shown on renderings are not included in default pricing. Always refer to sales order for exact specifications and options.

FLOOR PLAN  
Matches Elevation B rendering



ELEVATION B



Cardinal Homes®

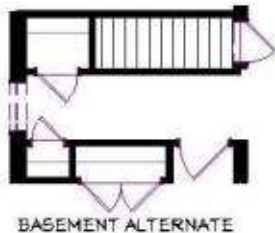
Kituwah Manufacturing, LLC  
d/b/a Cardinal Homes®  
525 Barnesville Highway  
Wylliesburg, VA 23976  
(434)735-8111  
www.cardinalhomes.com





## Classic Living Collection

CARDINAL HOMES®



## ORIOLE II

2005 SQ. FT.  
60'-3" x 44'-0"



**Cardinal Homes®**

Kituwah Manufacturing, LLC  
d/b/a Cardinal Homes®  
525 Barnesville Highway  
Wylliesburg, VA 23976  
(434)735-8111  
[www.cardinalhomes.com](http://www.cardinalhomes.com)

Optional decorative exterior features that are shown on renderings are not included in default pricing. Always refer to sales order for exact specifications and options.

© 2019. Cardinal Homes®  
All Rights Reserved.

For more detailed information including dimensions refer to working drawings.





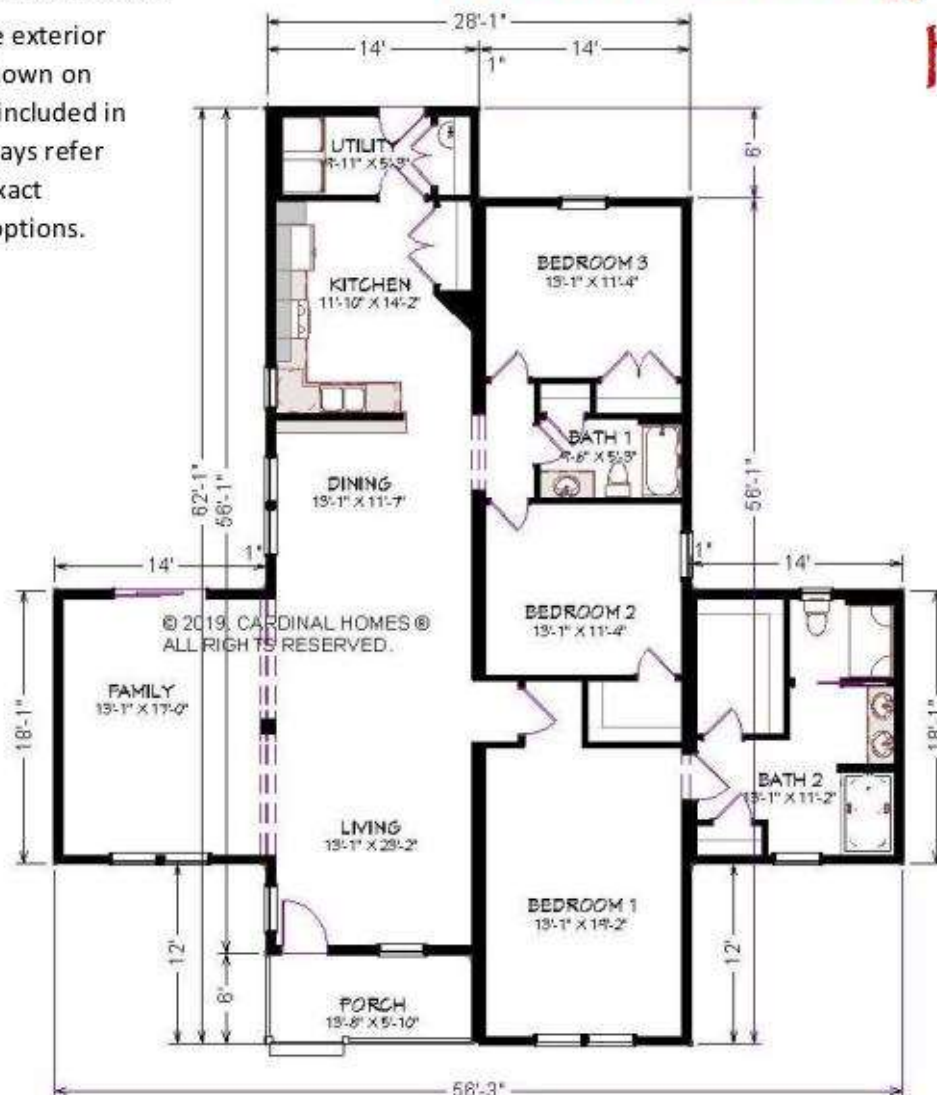
## CARDINAL HOMES®

Optional decorative exterior features that are shown on renderings are not included in default pricing. Always refer to sales order for exact specifications and options.

# Classic Living Collection

## Huntington II

**2072 Sq. Ft.**  
**56'-3" X 62'-0"**



**Cardinal Homes®**

Kitawah Manufacturing, LLC  
d/b/a Cardinal Homes®  
525 Barnesville Highway  
Wylliesburg, VA 23976  
(434)735-8111  
[www.cardinalhomes.com](http://www.cardinalhomes.com)





## ELEVATION

Shown with site built garage

## CARDINAL HOMES®

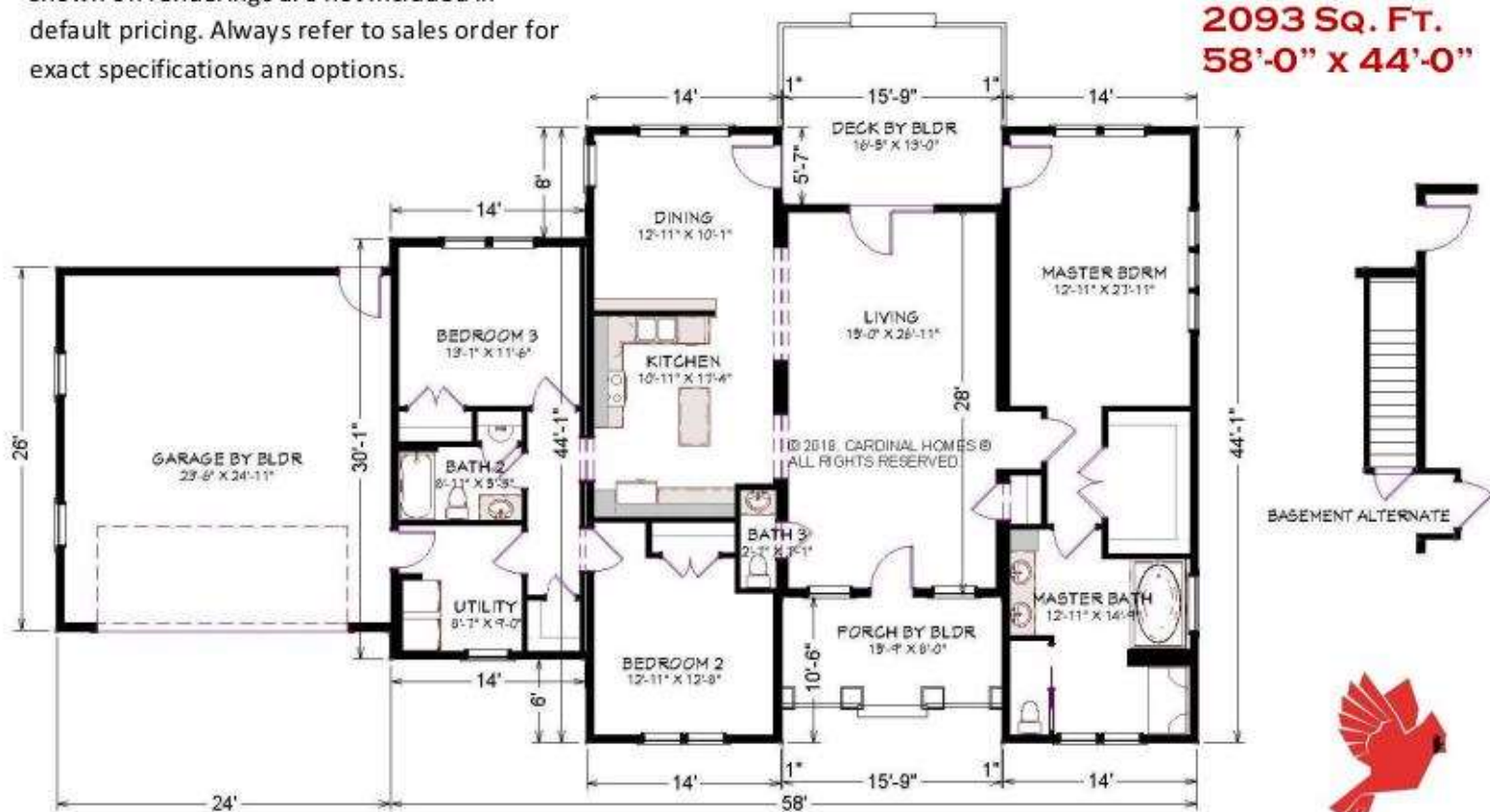
Optional decorative exterior features that are shown on renderings are not included in default pricing. Always refer to sales order for exact specifications and options.

# Classic Living Collection

## SAWYER

2093 Sq. Ft.

58'-0" x 44'-0"



## Cardinal Homes®

Kituwah Manufacturing, LLC  
d/b/a Cardinal Homes®  
525 Barnesville Highway  
Wylliesburg, VA 23976  
(434)735-8111  
[www.cardinalhomes.com](http://www.cardinalhomes.com)

© 2018. Cardinal Homes®

All Rights Reserved.

For more detailed information including dimensions refer to working drawings.



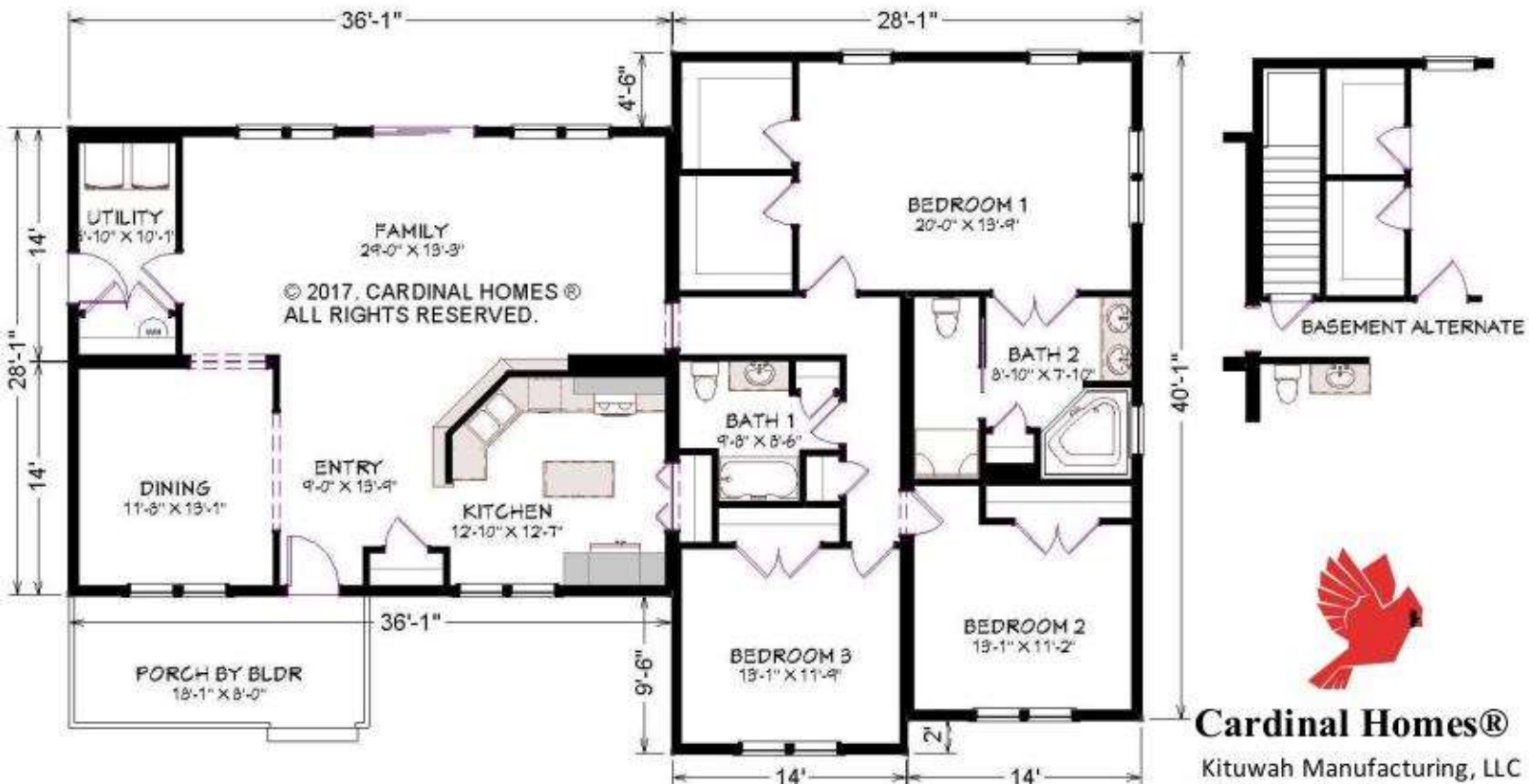


## CARDINAL HOMES®

Optional decorative exterior features that are shown on renderings are not included in default pricing. Always refer to sales order for exact specifications and options.

# Classic Living Collection ARCADIA II

**2156 SQ. FT.  
64'-2" X 42'-0"**



**Cardinal Homes®**

Kituwah Manufacturing, LLC  
d/b/a Cardinal Homes®  
525 Barnesville Highway  
Wylliesburg, VA 23976  
(434) 735-8111  
[www.cardinalhomes.com](http://www.cardinalhomes.com)



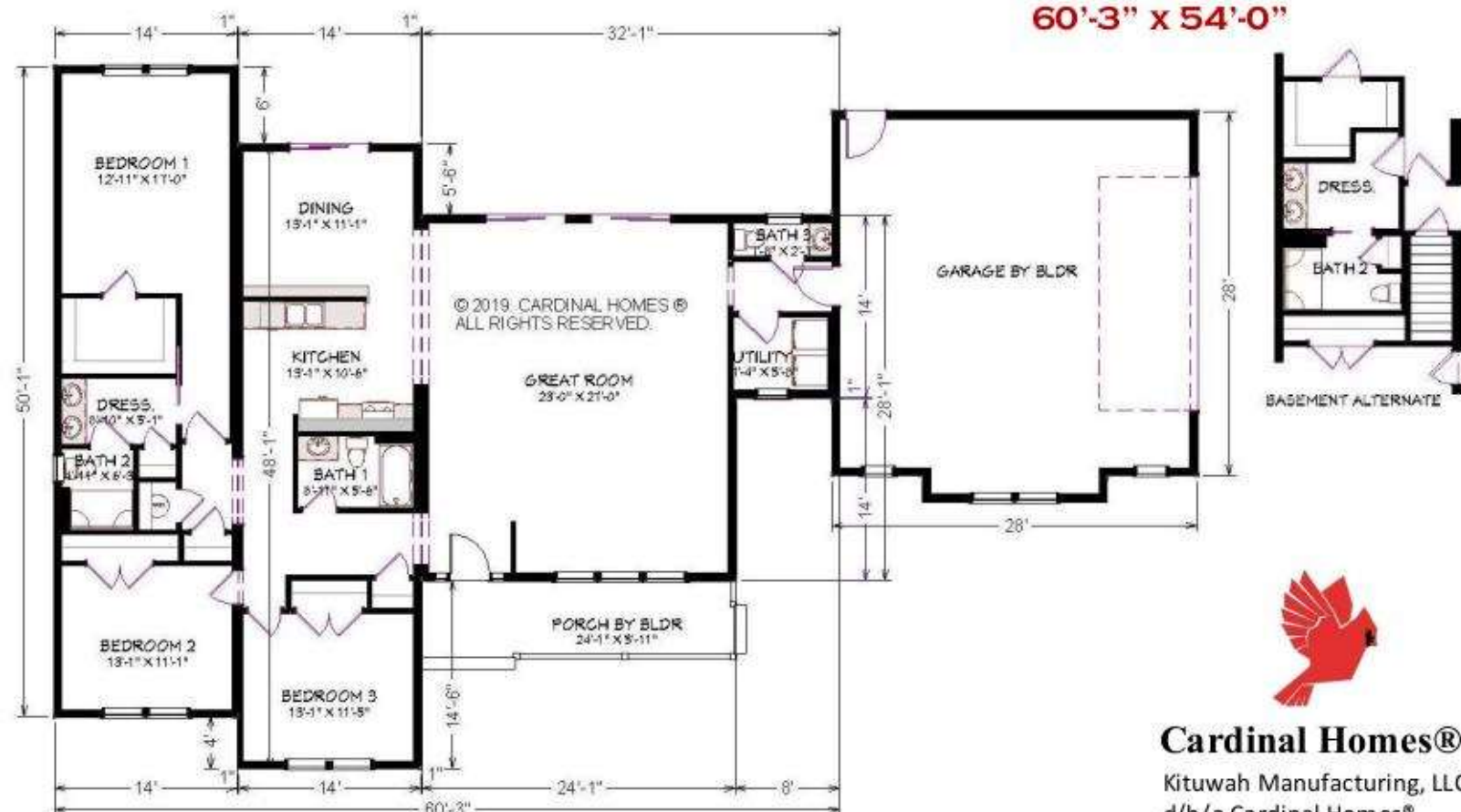


## CARDINAL HOMES®

Optional decorative exterior features that are shown on renderings are not included in default pricing. Always refer to sales order for exact specifications and options.

# Classic Living Collection CAMERON II

**2156 Sq. Ft.**  
**60'-3" x 54'-0"**



**Cardinal Homes®**

Kituwah Manufacturing, LLC  
d/b/a Cardinal Homes®  
525 Barnesville Highway  
Wylliesburg, VA 23976  
(434)735-8111  
[www.cardinalhomes.com](http://www.cardinalhomes.com)

© 2019. Cardinal Homes®  
All Rights Reserved.

For more detailed information including dimensions refer to working drawings.



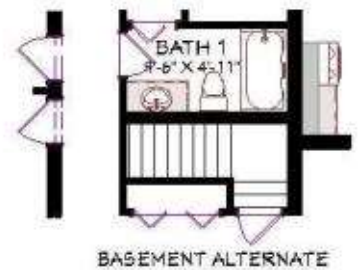
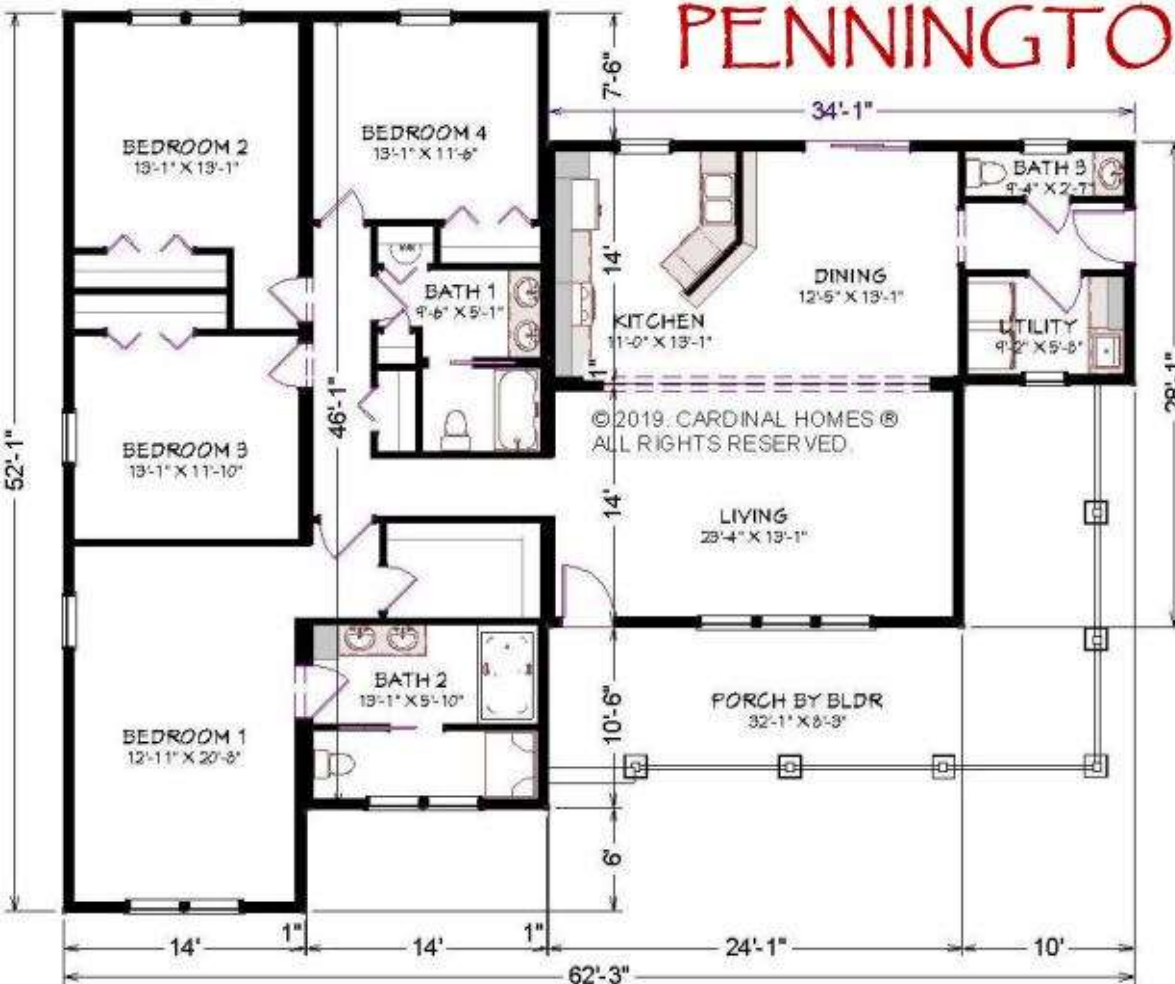


**CARDINAL HOMES®**

# Classic Living Collection

## PENNINGTON II

**2184 SQ. FT.  
62'-3" X 52'-0"**



**Cardinal Homes®**

Kitawah Manufacturing, LLC  
d/b/a Cardinal Homes®  
525 Barnesville Highway  
Wylliesburg, VA 23976  
(434)735-8111  
[www.cardinalhomes.com](http://www.cardinalhomes.com)

Optional decorative exterior features that are shown on renderings are not included in default pricing. Always refer to sales order for exact specifications and options.

© 2019. Cardinal Homes®  
All Rights Reserved.

For more detailed information including dimensions refer to working drawings.





# ELEVATION

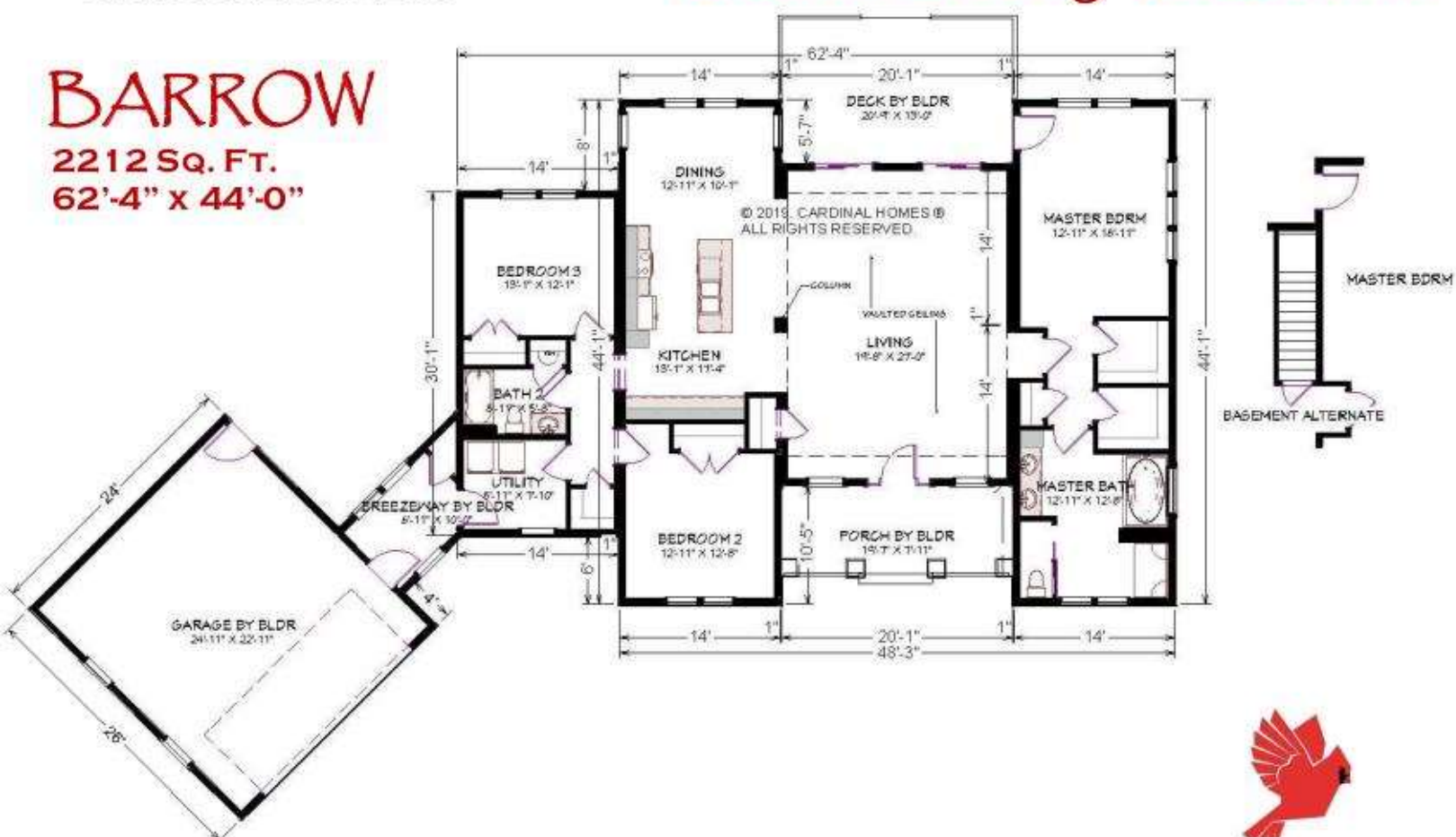
Shown with site built garage

**CARDINAL HOMES®**

## Classic Living Collection

### BARROW

**2212 SQ. FT.  
62'-4" X 44'-0"**



**Cardinal Homes®**

Kituwah Manufacturing, LLC  
d/b/a Cardinal Homes®  
525 Barnesville Highway  
Wylliesburg, VA 23976  
(434)735-8111  
www.cardinalhomes.com

Optional decorative exterior features that are shown on renderings are not included in default pricing. Always refer to sales order for exact specifications and options.

© 2019. Cardinal Homes®  
All Rights Reserved.

For more detailed information including dimensions refer to working drawings.





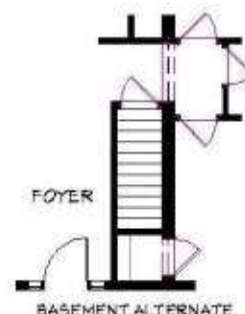
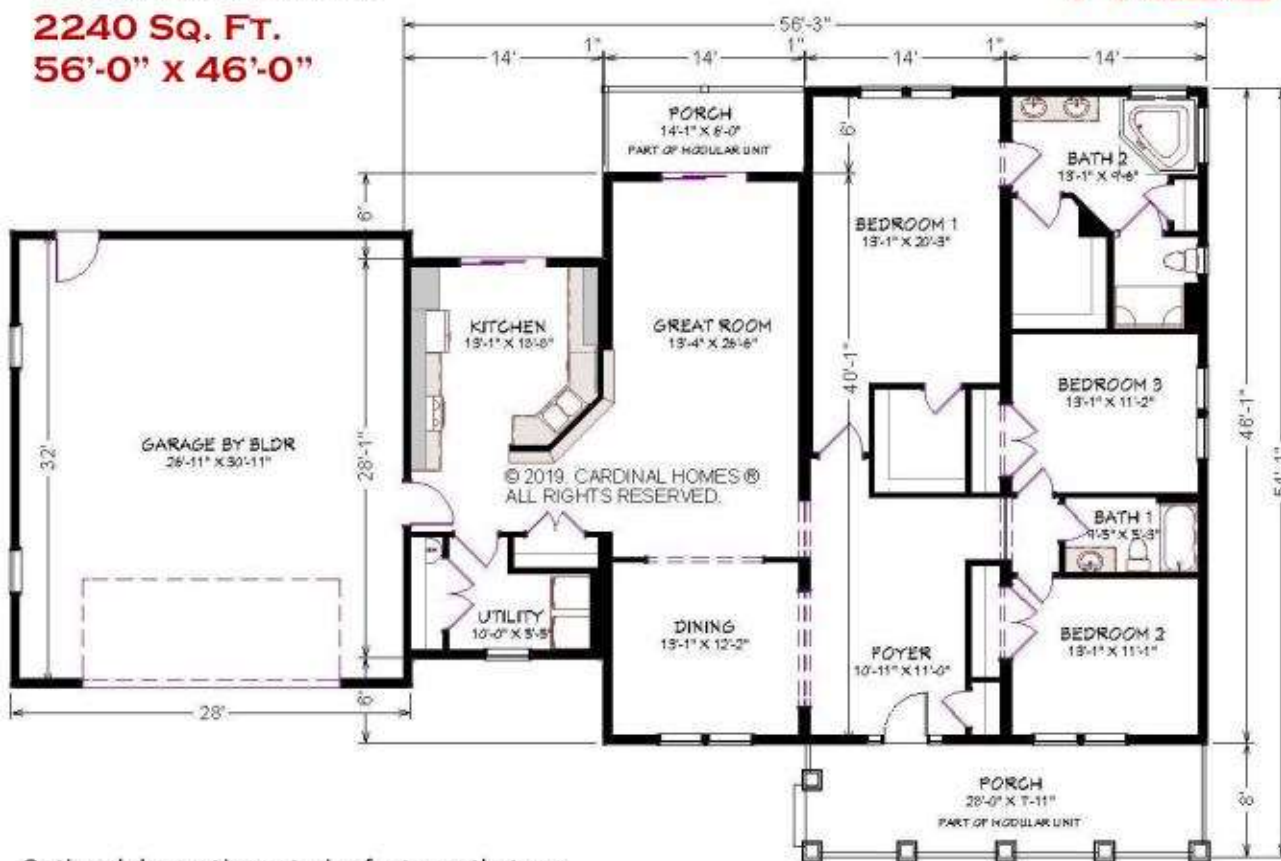
## CARDINAL HOMES®

### ELEVATION

Shown with site built garage

**2240 Sq. Ft.**  
**56'-0" x 46'-0"**

## Classic Living Collection PRESCOTT II



### Cardinal Homes®

Kituwah Manufacturing, LLC  
d/b/a Cardinal Homes®

525 Barnesville Highway  
Wylliesburg, VA 23976  
(434)735-8111

[www.cardinalhomes.com](http://www.cardinalhomes.com)

Optional decorative exterior features that are shown on renderings are not included in default pricing. Always refer to sales order for exact specifications and options.

© 2019. Cardinal Homes®  
All Rights Reserved.

For more detailed information including dimensions refer to working drawings.



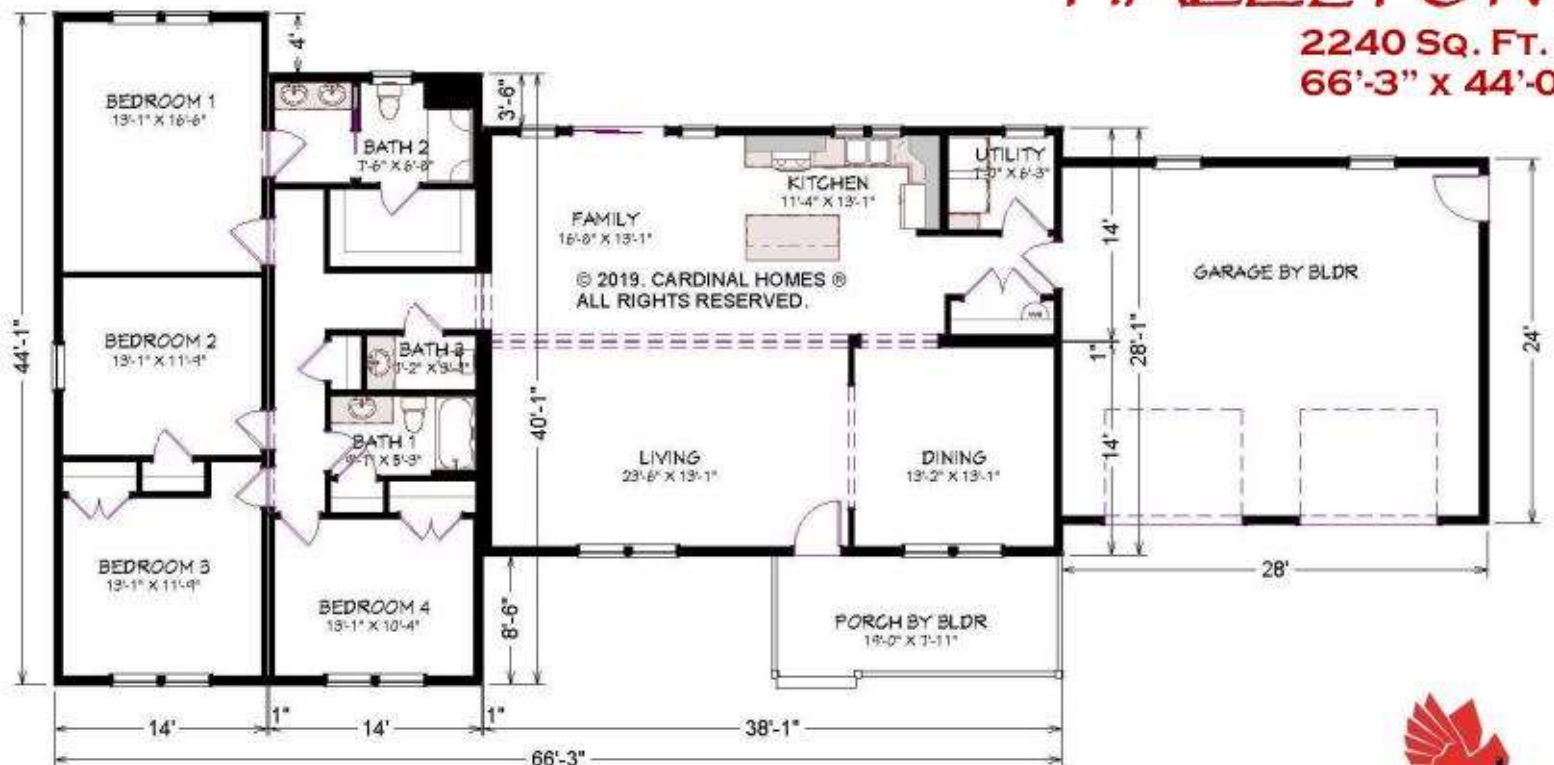


CARDINAL HOMES®

## Classic Living Collection

### HAZELTON II

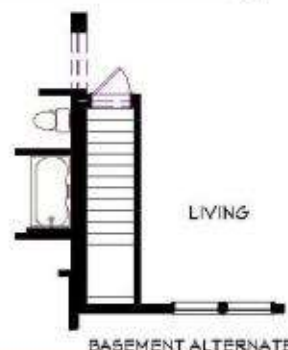
2240 SQ. FT.  
66'-3" X 44'-0"



Optional decorative exterior features that are shown on renderings are not included in default pricing. Always refer to sales order for exact specifications and options.

© 2019. Cardinal Homes®  
All Rights Reserved.

For more detailed information including dimensions refer to working drawings.



**Cardinal Homes®**

Kituwah Manufacturing, LLC  
d/b/a Cardinal Homes®  
525 Barnesville Highway  
Wylliesburg, VA 23976  
(434) 735-8111  
[www.cardinalhomes.com](http://www.cardinalhomes.com)





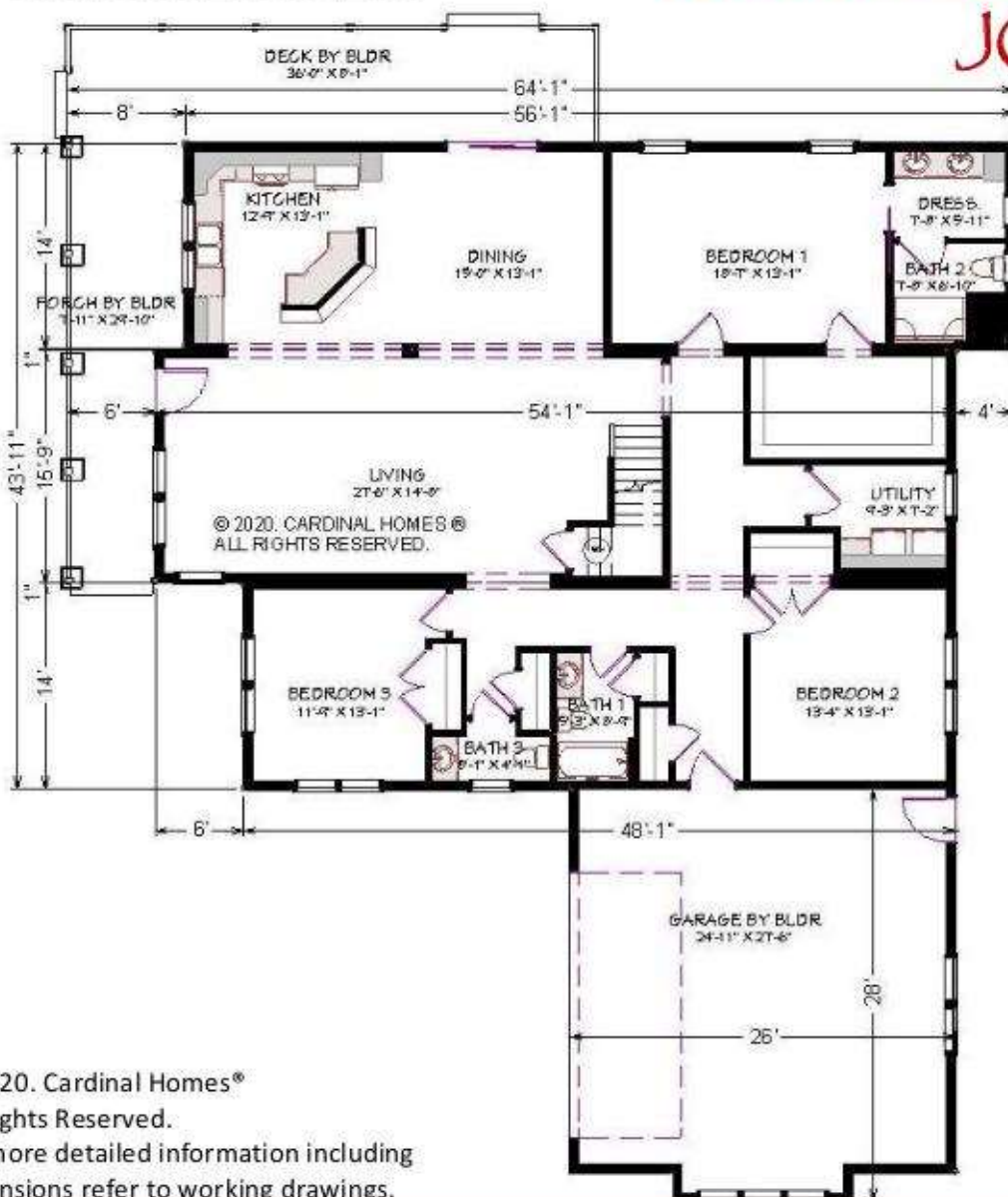
**CARDINAL HOMES®**

## *Classic Living Collection* **JOHNSTON II**

**2307 Sq. Ft.  
58'-0" x 43'-9"**

Optional decorative exterior features that are shown on renderings are not included in default pricing. Always refer to sales order for exact specifications and options.

**FRONT ELEVATION**



**Cardinal Homes®**

Kituwah Manufacturing, LLC  
d/b/a Cardinal Homes®  
525 Barnesville Highway  
Wylliesburg, VA 23976  
(434)735-8111  
[www.cardinalhomes.com](http://www.cardinalhomes.com)

© 2020. Cardinal Homes®  
All Rights Reserved.  
For more detailed information including  
dimensions refer to working drawings.



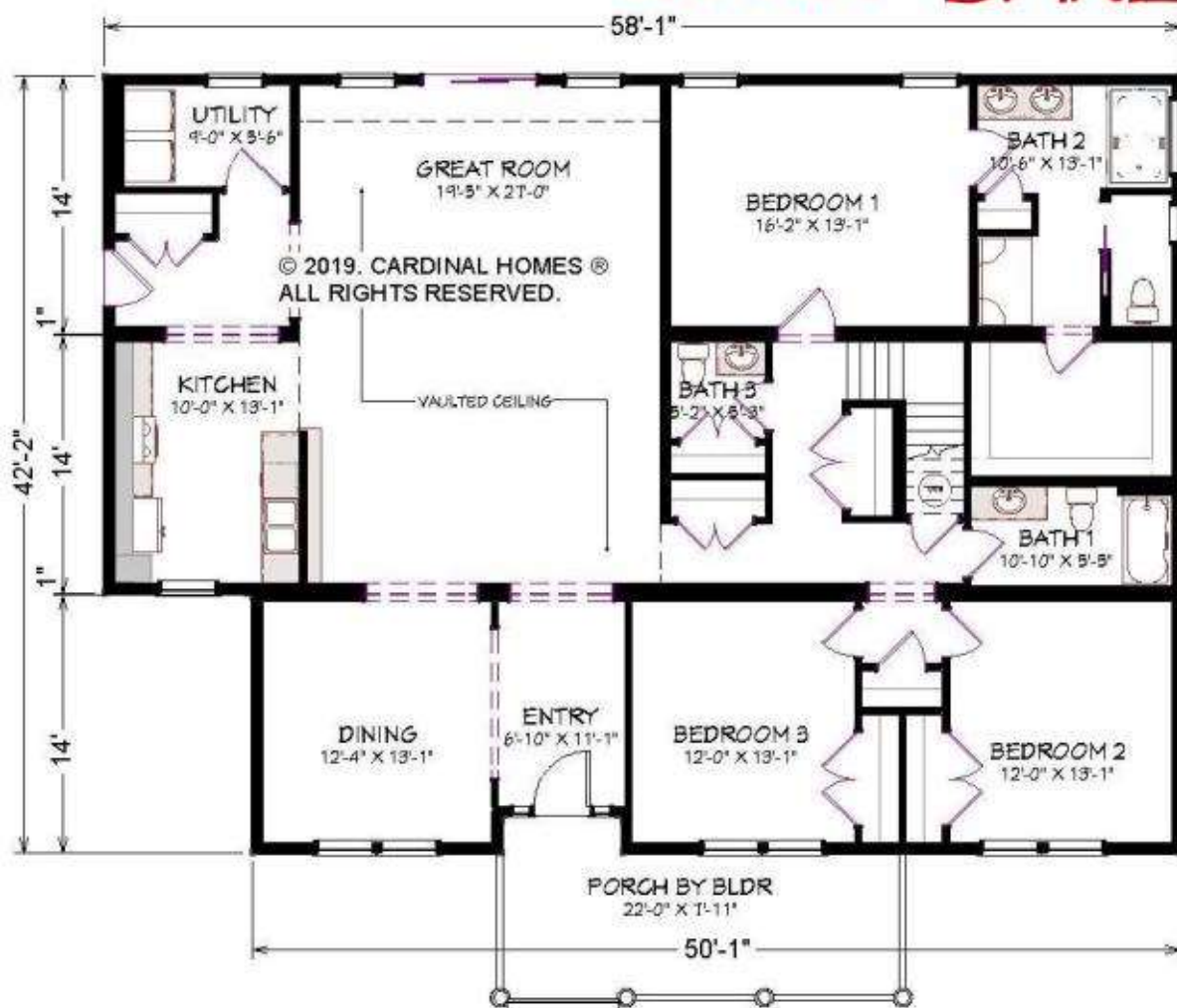


**CARDINAL HOMES®**

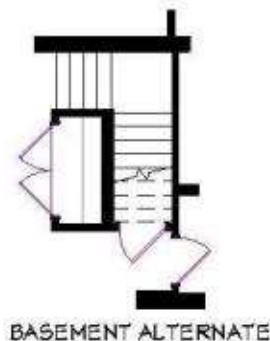
## *Classic Living Collection*

**2311 SQ. FT.  
58'-0" X 42'-2"**

## **BAKERSVILLE II**



Optional decorative exterior features that are shown on renderings are not included in default pricing. Always refer to sales order for exact specifications and options.



**Cardinal Homes®**

Kitawah Manufacturing, LLC  
d/b/a Cardinal Homes®  
525 Barnesville Highway  
Wylliesburg, VA 23976  
(434)735-8111  
[www.cardinalhomes.com](http://www.cardinalhomes.com)

© 2019. Cardinal Homes®  
All Rights Reserved.

For more detailed information including dimensions refer to working drawings.



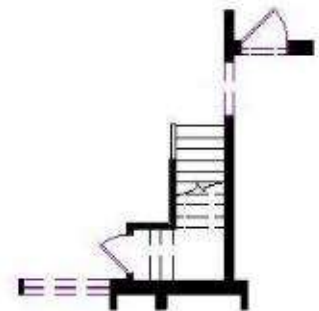
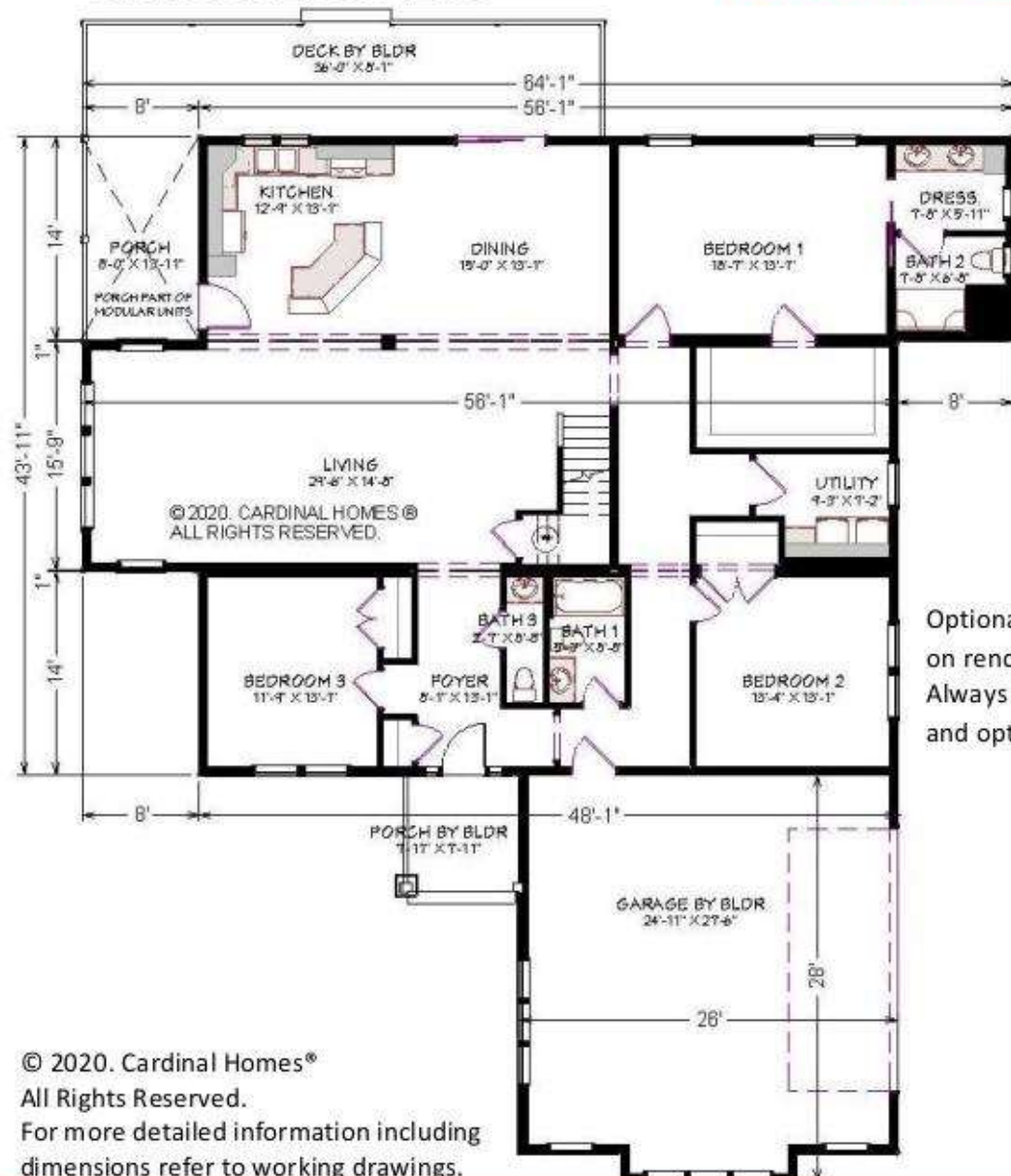


**CARDINAL HOMES®**

*Classic Living Collection*

**JOHNSTON**

**2338 SQ. FT.  
64'-0" X 43'-9"**



BASEMENT ALTERNATE

Optional decorative exterior features that are shown on renderings are not included in default pricing. Always refer to sales order for exact specifications and options.



**Cardinal Homes®**

Kitawah Manufacturing, LLC  
d/b/a Cardinal Homes®  
525 Barnesville Highway  
Wylliesburg, VA 23976  
(434) 735-8111  
[www.cardinalhomes.com](http://www.cardinalhomes.com)

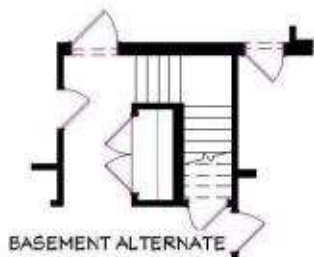
© 2020. Cardinal Homes®  
All Rights Reserved.  
For more detailed information including dimensions refer to working drawings.





CARDINAL HOMES®

## Classic Living Collection



## BAKERSVILLE

**2334 SQ. FT.**  
**60'-0" X 42'-2"**



**Cardinal Homes®**

Kituwah Manufacturing, LLC  
d/b/a Cardinal Homes®  
525 Barnesville Highway  
Wylliesburg, VA 23976  
(434) 735-8111  
[www.cardinalhomes.com](http://www.cardinalhomes.com)

Optional decorative exterior features that are shown on renderings are not included in default pricing. Always refer to sales order for exact specifications and options.

© 2019, Cardinal Homes®  
All Rights Reserved.

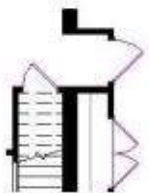
For more detailed information including dimensions refer to working drawings.





Shown with site built garage

## CARDINAL HOMES®



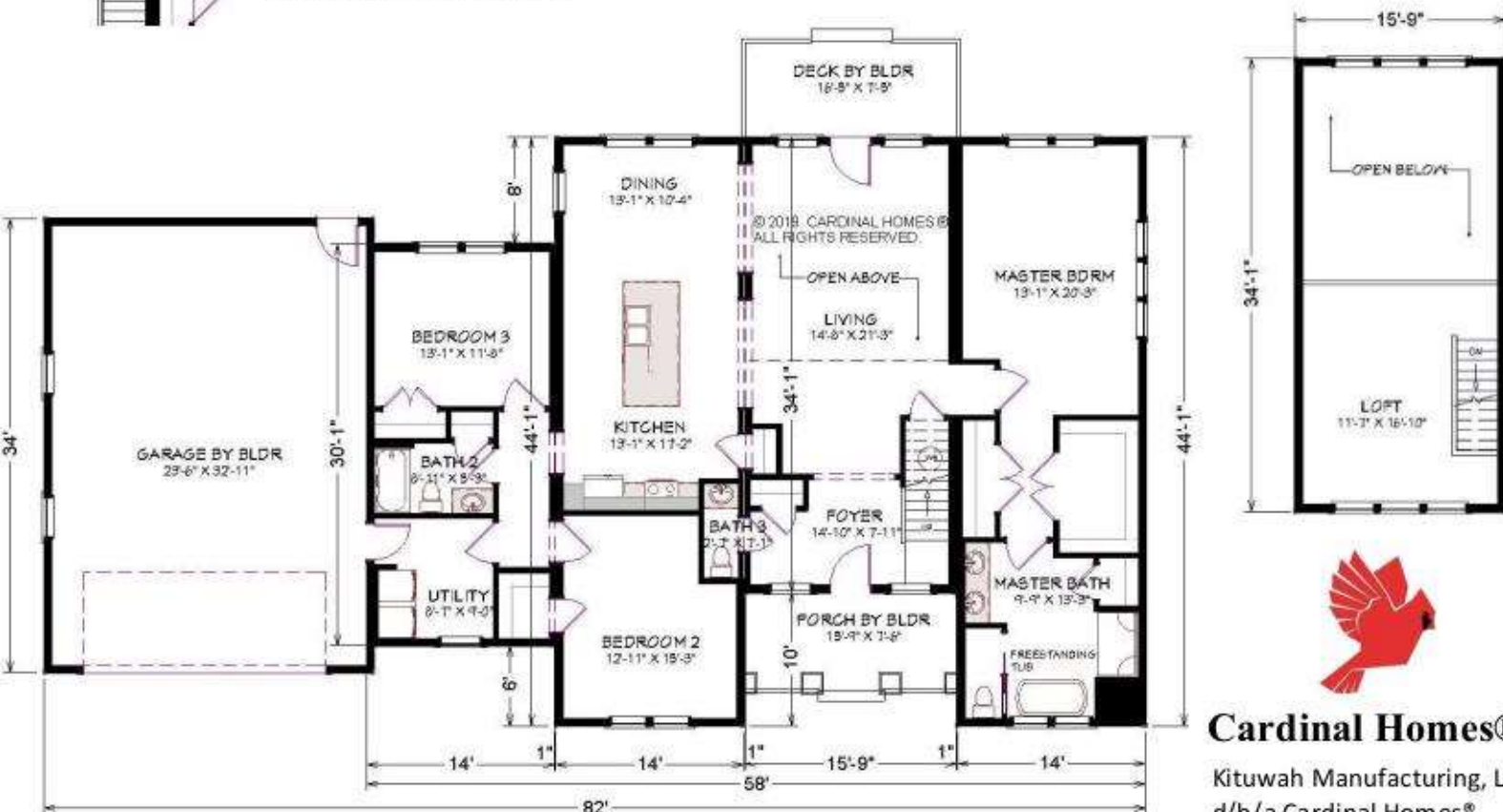
Optional decorative exterior features that are shown on renderings are not included in default pricing. Always refer to sales order for exact specifications and options.

## Classic Living Collection

### RICHWOOD

2460 Sq. Ft.

58'-0" x 44'-0"



**Cardinal Homes®**

Kituwah Manufacturing, LLC  
d/b/a Cardinal Homes®  
525 Barnesville Highway  
Wylliesburg, VA 23976  
(434)735-8111  
[www.cardinalhomes.com](http://www.cardinalhomes.com)

© 2019. Cardinal Homes®

All Rights Reserved.

For more detailed information including dimensions refer to working drawings.

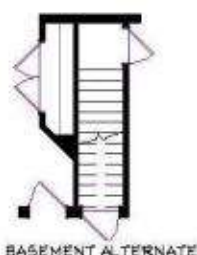
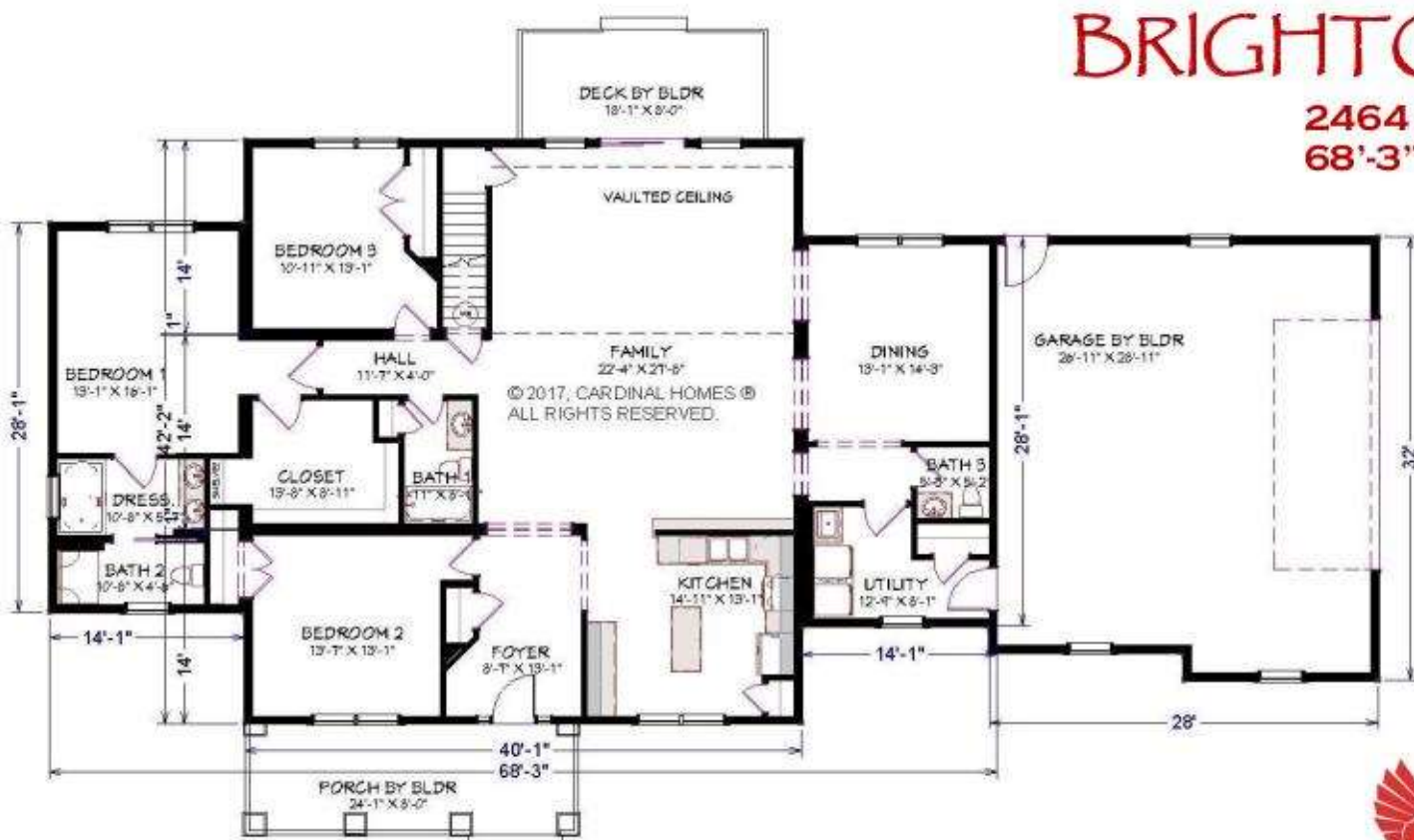




**CARDINAL HOMES®**

## *Classic Living Collection* **BRIGHTON II**

**2464 SQ. FT.**  
**68'-3" X 42'-2"**



**Cardinal Homes®**

Kituwah Manufacturing, LLC  
d/b/a Cardinal Homes®  
525 Barnesville Highway  
Wylliesburg, VA 23976  
(434) 735-8111  
[www.cardinalhomes.com](http://www.cardinalhomes.com)

Optional decorative exterior features that are shown on renderings are not included in default pricing. Always refer to sales order for exact specifications and options.

© 2017. Cardinal Homes®  
All Rights Reserved.

For more detailed information including dimensions refer to working drawings.





**CARDINAL HOMES®**

# Classic Living Collection

**3542 SQ. FT.  
92'-0" X 45'-9"**

**OXFORD**



**Cardinal Homes®**

Kituwah Manufacturing, LLC  
d/b/a Cardinal Homes®  
525 Barnesville Highway  
Wylliesburg, VA 23976  
(434)735-8111  
[www.cardinalhomes.com](http://www.cardinalhomes.com)

Optional decorative exterior features that are shown on renderings are not included in default pricing. Always refer to sales order for exact specifications and options.

© 2020. Cardinal Homes®  
All Rights Reserved.

For more detailed information including dimensions refer to working drawings.